Investment Inventory

as at March 31, 2021 (unaudited)

British Columbia Investment Management Corporation

BCI

CONTENTS

01 Who We Are

02 What We Do

05 Public Markets

06 Private Markets

07 QuadReal Property Group

Investment Inventory

08 Fixed Income

15 Public Equities

104 Infrastructure & Renewable Resources

106 Private Equity

114 Mortgages

116 Real Estate

This report reflects the investments and assets held by BCI as at March 31, 2021. Unless otherwise stated, all figures are unaudited as at March 31, 2021, and in Canadian dollars. Our *2020-2021 Corporate Annual Report* and *2020 ESG Annual Report* are available on **BCI.ca**

WHO WE ARE

With $199.6 billion of managed assets, British Columbia Investment Management Corporation (BCI) provides investment management services to British Columbia's public sector. BCI makes investment decisions that secure the financial futures of our clients' pension plan members, representing more than 690,000 people in British Columbia, and the insurance and benefit funds for over 2.5 million workers and 249,000 registered employers, as well as three million Autoplan policies, across the province.

With our global outlook, we seek investment opportunities that convert savings into productive capital that will meet our clients' risk and return requirements over time. We offer investment options across a range of asset classes: fixed income; public and private equity; infrastructure and renewable resources; and real estate and commercial mortgages.

BCI is legally and contractually required to invest our clients' funds in their best financial interests. We assist with developing strategies that take into account their investment objectives and beliefs, risk management requirements, and the long-term horizons of our pension plan clients. As part of the prudent investment management of our clients' funds, BCI is expanding our environmental, social, and governance (ESG) focus from a predominantly risk-mitigation approach to one that includes ESG as a source of value creation.

WHAT WE DO

INVESTMENT BELIEFS

Our investment beliefs provide a clear and transparent structure for how we work to achieve our clients' investment goals. These beliefs influence our views on capital markets, our investment processes, the creation of investment strategies, and our overall approach to managing our clients' funds. Putting these beliefs into practice is key to delivering results for our clients who have long-term liabilities; our investments provide the returns that secure their future payments and obligations.

Investing is an intrinsically dynamic activity. As the capital markets evolve, we adapt alongside them. Our business and investment model refocuses us to be an active, in-house asset manager with sophisticated strategies, so we can continue to succeed within an increasingly complex investment environment. Our team of skilled investment professionals, operating within a robust culture of investment risk management, collaborate across various disciplines for the benefit of our clients.

Ultimately our investment beliefs guide our team and business to help us achieve our goals.

Having a Strategic Investment Discipline is Key

- Capital markets have varying degrees of efficiency and are impacted by long-term themes and sector/industry trends.
- Investor behaviour affects capital markets and short-term asset prices; over the long term, asset values are driven by earnings.
- Managing risk is critical to achieving our objectives.
- Asset mix is the main determinant of portfolio risk and return; it is reasonable for investors to expect higher long-term returns for holding risky assets or asset classes.
- Successful investment managers capitalize on their competitive advantages.
- Foreign currency exposure provides important diversification benefits.

Environmental, Social, and Governance Matters Make a Difference

- Taking environmental, social, and governance (ESG) matters into account enables investors to better understand, manage and mitigate risks and take advantage of opportunities associated with long-term investments.
- Companies that employ robust ESG practices are better positioned to generate long-term value for investors than similar companies with less favourable practices.
- Improving the sustainability and integrity of global capital markets creates favourable economic conditions that benefit investors over the long term.

Skill Matters

- Skills are the foundation for successful long-term investment returns.

Integrity Counts

- Our continued success depends on using our best judgment and making ethical decisions that are aligned with our core values of integrity, accountability, team cohesiveness and transparency.

ENVIRONMENTAL, SOCIAL, AND GOVERNANCE APPROACH

As a long-term investor, incorporating ESG considerations across our investment approach is an essential part of who we are and what we do. Our clients share our belief that companies employing robust ESG practices are better positioned to generate long-term value. BCI factors ESG considerations into all investment decisions.

Our approach to ESG is guided by our corporate-wide ***ESG Strategy*** and reflects our investment beliefs and ESG principles. Designed to ensure consistency in approach across all asset classes, the strategy is based on four pillars: integrate; influence; invest; and insight. Together they represent all ESG activities taking place at BCI.

Climate change presents both opportunities for value creation and a systemic risk to our clients' total portfolios. ***BCI's Climate Action Plan*** positions our clients to capitalize on opportunities arising from the transition to a lower carbon economy, while also protecting their portfolios from undue physical and transition risk.

As a founding signatory of the Principles for Responsible Investment (PRI), BCI is committed to reporting our ESG activities and participates in the annual reporting and assessment process. We achieved our best-ever PRI scores in 2020, reflecting our 2019 activities, and received A or A+ ratings in every category — outperforming global signatories in most categories. Our *2020 PRI Assessment Report* and *RI Transparency Report* are available on **BCI.ca** alongside our *2020 ESG Annual Report*, including BCI's approach to the Task Force on Climate-Related Financial Disclosures recommendations, and our *Proxy Voting Guidelines* and database.

BCI's ESG principles, informed by the PRI's principles, elaborate on how we put our investment beliefs into action.

Seven principles guide our approach:

1. The investment objectives of our clients are always at the forefront of our ESG activities.
2. We apply consistent principles across the corporation while adapting our approaches to what is best for each asset type.
3. We manage ESG risks and seek opportunities across all time horizons, while focusing on those ESG matters that are most material to our clients' portfolios and individual investments.
4. We use our position as a universal owner to engage with companies, partners, and policymakers in aligning interests with long-term investors and to advance responsible investing globally
5. We collaborate with like-minded investors and organizations on ESG matters where our objectives are aligned.
6. We act with the same level of integrity and transparency that we expect from our partners and invested companies.
7. We adapt our ESG strategy and approaches and continuously improve based on our experiences and evolving responsible investing standards.

MANAGING INVESTMENT RISK

As a long-term investor, assessing and managing risk is integral to our fiduciary role in managing our clients' funds. Anticipating risk, taking appropriate steps to limit exposure or capitalize on the opportunities, and managing the results are essential elements of BCI's approach to investment risk management.

Our investment strategies are dynamic and global. With 77.3 per cent of total assets managed in-house, we require new ways to identify, assess, and either mitigate or seize opportunity in potential investment risks. BCI's risk management processes have evolved with our investment strategies to maximize long-term, risk-adjusted returns and preserve our clients' capital.

Read more about BCI's culture of risk management at **www.bci.ca/approach/managing-risk/**

Public Markets

FIXED INCOME

With $71.2 billion in assets under management, our fixed income program invests in public and private market debt and oversees our exposure to foreign currency. It includes money market and bond portfolios, as well as foreign exchange hedging and trading. The fixed income portfolio accounts for 35.7 per cent of total managed assets.

VIEW INVESTMENT INVENTORY

PUBLIC EQUITIES

The diverse public equities portfolio of $66.6 billion is structured to capitalize on opportunities in Canada, the United States, and internationally in developed and emerging markets. It combines active management and index strategies, using both internal and external managers. The public equities program makes up 33.4 per cent of total assets managed.

VIEW INVESTMENT INVENTORY

For the year ended March 31, 2021, BCI's assets under management totaled $199.6 billion, including other strategies, such as leverage liabilities and clients' currency hedging policies, accounting for ($14.4) billion or (7.3) per cent.

Private Markets

INFRASTRUCTURE & RENEWABLE RESOURCES

Managing $20.0 billion in long-life assets, the infrastructure & renewable resources program pursues direct investments globally in businesses that provide essential services and are necessary for growth and development of economies and communities. The infrastructure portfolio is made up of regulated utilities, transportation assets, power, and telecommunications. We also hold select renewable resources investments in timberlands, farmlands, and agri-businesses. The total portfolio represents 10.0 per cent of BCI's total assets under management.

VIEW INVESTMENT INVENTORY

PRIVATE EQUITY

Our private equity portfolio represents $20.7 billion of long-term capital in high-quality companies around the globe. Our program is well diversified by both geography and sector and we invest directly in companies and indirectly via funds. We make significant minority and control investments across a variety of industry sectors, with specializations in business services, consumer, financial services, healthcare, industrials, and technology, media and telecommunications. Our private equity assets account for 10.4 per cent of our total managed assets.

VIEW INVESTMENT INVENTORY

For the year ended March 31, 2021, BCI's assets under management totaled $199.6 billion, including other strategies, such as leverage liabilities and clients' currency hedging policies, accounting for ($14.4) billion or (7.3) per cent.

QuadReal Property Group

MORTGAGES

Our $7.0 billion mortgage portfolio is managed by QuadReal Property Group (QuadReal), a Canadian investment, development, and management company owned by BCI. As a significant lender to the commercial real estate industry, QuadReal provides commercial financing in Canada and the United States, focusing on direct mortgage investments through construction, fixed term, and mezzanine financing. The mortgages portfolio holds 3.5 per cent of our total managed assets.

VIEW INVESTMENT INVENTORY

REAL ESTATE

QuadReal also manages BCI's $28.5 billion real estate portfolio. With investment opportunities in Canadian and global real estate, the program includes a strategic mix of premium assets ranging from office, industrial, multi-residential, retail, to land lease communities. QuadReal invests in public and private debt and equity markets across the lifecycle of properties, from pre-development through to stabilization. They invest directly, via partnerships, and through operating companies in which they hold an ownership interest. Real estate investments account for 14.3 per cent of our total assets under management.

VIEW INVESTMENT INVENTORY

For the year ended March 31, 2021, BCI's assets under management totaled $199.6 billion, including other strategies, such as leverage liabilities and clients' currency hedging policies, accounting for ($14.4) billion or (7.3) per cent.



Fixed Income

With $71.2 billion in assets under management, our fixed income program invests in public and private market debt and oversees our exposure to foreign currency. It includes money market and bond portfolios, as well as foreign exchange hedging and trading. The fixed income portfolio accounts for 35.7 per cent of total managed assets.

FIXED INCOME INVESTMENTS

As at March 31, 2021 (unaudited)

ISSUER
1011778 BC ULC / NEW RED FINANCE INC
407 INTERNATIONAL INC
ACI WORLDWIDE INC
AIMCO REALTY INVESTORS LP
ALBERTA (PROVINCE OF)
ALECTRA INC
ALTA EQUIPMENT GROUP INC
ALTALINK LP
ALTICE FRANCE SA
ANTARES HOLDINGS LP

ISSUER
APPLE INC
ARES CAPITAL CORP
ASBURY AUTOMOTIVE GROUP INC
ASIAN DEVELOPMENT BANK
AT&T INC
AUTOCANADA INC
BAE SYSTEMS PLC
BANK OF AMERICA CORP
BANK OF MONTREAL
BANK OF NOVA SCOTIA

FIXED INCOME INVESTMENTS

As at March 31, 2021 (unaudited)

ISSUER
BAUSCH HEALTH COS INC
BCI QUADREAL REALTY
BELL CANADA
BMW CANADA INC
BRITISH COLUMBIA (PROVINCE OF)
BROOKFIELD INFRASTRUCTURE FINANCE ULC
BRUCE POWER LP
BURLINGTON COAT FACTORY WAREHOUSE CORP
CABLE ONE INC
CALGARY (CITY OF)
CANADA (GOVERNMENT OF)
CANADIAN IMPERIAL BANK OF COMMERCE
CANADIAN NATIONAL RAILWAY CO
CANADIAN PACIFIC RAILWAY CO
CANADIAN WESTERN BANK
CATERPILLAR FINANCIAL SERVICES LTD
CBRE SERVICES INC
CCM MERGER INC

ISSUER
CCO HOLDINGS LLC
CEDAR FAIR LP
CENTRAL GARDEN & PET CO
CHENIERE ENERGY PARTNERS LP
CHOICE PROPERTIES REAL ESTATE INVESTMENT TRUST
CHURCHILL DOWNS INC
CITIGROUP INC
CLARK EQUIPMENT CO
COMCAST CORP
COMMERCIAL METALS CO
CROCS INC
CROWN AMERICAS LLC
CSC HOLDINGS LLC
CU INC
DESJARDINS SECURITIES INC
DOLE FOOD CO INC
DOLLAR GENERAL CORP
DOLLARAMA INC

FIXED INCOME INVESTMENTS

As at March 31, 2021 (unaudited)

ISSUER
EMBARQ CORP
EMERA INC
EMPIRE COMMUNITIES CORP
ENBRIDGE GAS INC
ENBRIDGE INC
ENBRIDGE PIPELINES INC
ENERSYS
ENMAX CORP
EPCOR UTILITIES INC
EUROPEAN INVESTMENT BANK
FEDERATED CO-OPERATIVES LTD
FEDERATION DES CAISSES DESJARDINS DU QUEBEC
FELCOR LODGING LP
FINNING INTERNATIONAL INC
FIRST NATIONS FINANCE AUTHORITY
FORTIS INC
FORTISALBERTA INC
FORTISBC ENERGY INC

ISSUER
GENUINE PARTS CO
GOLUB CAPITAL BDC INC
GRANITE REIT HOLDINGS LP
GREAT CANADIAN GAMING CORP
HAN'S LASER TECHNOLOGY INDUSTRY GROUP CO LTD
HCA INC
HILTON DOMESTIC OPERATING CO INC
HILTON WORLDWIDE FINANCE LLC
HONDA CANADA FINANCE INC
HOST HOTELS & RESORTS LP
HOWARD HUGHES CORP
HYATT HOTELS CORP
HYDRO ONE INC
HYDRO-QUEBEC
IAA INC
ICAHN ENTERPRISES LP / ICAHN ENTERPRISES FINANCE CORP
INTACT FINANCIAL CORP
INTELLIGENT PACKAGING LTD FINCO INC / INTELLIGENT PACKAGING LTD CO-ISSUER LLC

FIXED INCOME INVESTMENTS

As at March 31, 2021 (unaudited)

ISSUER
INTERNATIONAL BANK FOR RECONSTRUCTION & DEVELOPMENT
IRON MOUNTAIN INC
IVANHOE CAMBRIDGE II INC
JAPAN (GOVERNMENT OF)
JIANGSU EASTERN SHENGHONG CO LTD
JOHN DEERE CANADA FUNDING INC
JOHN DEERE FINANCIAL INC
JPMORGAN CHASE & CO
KAISER ALUMINUM CORP
LAMAR MEDIA CORP
LAMB WESTON HOLDINGS INC
LAURENTIAN BANK SECURITIES INC
LEGENDS HOSPITALITY HOLDING CO LLC / LEGENDS HOSPITALITY CO-ISSUER INC
LEVEL 3 FINANCING INC
LEVI STRAUSS & CO
LIFE TIME INC
LITHIA MOTORS INC
LIVE NATION ENTERTAINMENT INC

ISSUER
LOBLAW COS LTD
LOWE'S COS INC
LSEGA FINANCING PLC
MANITOBA (PROVINCE OF)
MANULIFE BANK OF CANADA
MANULIFE FINANCIAL CORP
MARRIOTT INTERNATIONAL INC/MD
MATTAMY GROUP CORP
MATTEL INC
MCDONALD'S CORP
MCLAREN FINANCE PLC
MERRILL LYNCH CANADA INC
MICHAELS STORES INC
MONDELEZ INTERNATIONAL INC
MONTREAL (CITY OF)
MOODY'S CORP
MOOG INC
MORGAN STANLEY

FIXED INCOME INVESTMENTS

As at March 31, 2021 (unaudited)

ISSUER
MPT OPERATING PARTNERSHIP LP / MPT FINANCE CORP
MUELLER WATER PRODUCTS INC
MUFG BANK LTD
MUFG SECURITIES CANADA LTD
MUNICIPAL FINANCE AUTHORITY OF BRITISH COLUMBIA
NASDAQ INC
NATIONAL BANK OF CANADA
NEW BRUNSWICK (PROVINCE OF)
NEWFOUNDLAND AND LABRADOR (PROVINCE OF)
NEWFOUNDLAND POWER INC
NISSAN MOTOR ACCEPTANCE CORP
NORTH WEST REDWATER PARTNERSHIP / NWR FINANCING CO LTD
NOVA GAS TRANSMISSION LTD
NOVA SCOTIA (PROVINCE OF)
NOVA SCOTIA POWER FINANCE CORP COUPON STRIP
NOVA SCOTIA POWER INC
OMERS REALTY CORP
ONTARIO (PROVINCE OF)

ISSUER
ONTARIO ELECTRICITY FINANCIAL CORPORATION
ONTARIO POWER GENERATION INC
ONTARIO TEACHERS' CADILLAC FAIRVIEW PROPERTIES TRUST
ONTARIO TEACHERS' FINANCE TRUST
OPB FINANCE TRUST
OPEN TEXT CORP
OSHKOSH CORP
OTIS WORLDWIDE CORP
OTTAWA (CITY OF)
PARK INTERMEDIATE HOLDINGS LLC / PK DOMESTIC PROPERTY LLC / PK FINANCE CO-ISSUER
PARKLAND CORPORATION
PEMBINA PIPELINE CORP
PENSKE AUTOMOTIVE GROUP INC
PILGRIM'S PRIDE CORP
POTASH CORP OF SASKATCHEWAN INC
PRECISION DRILLING CORP
PRINCE EDWARD ISLAND (PROVINCE OF)
PROVINCE OF ONTARIO CANADA

FIXED INCOME INVESTMENTS

As at March 31, 2021 (unaudited)

ISSUER
QUEBEC (CITY OF)
QUEBEC (PROVINCE OF)
RBC DOMINION SECURITIES LTD
RHP HOTEL PROPERTIES LP / RHP FINANCE CORP
RITCHIE BROS AUCTIONEERS INC
ROGERS COMMUNICATIONS INC
ROYAL BANK OF CANADA
SALLY HOLDINGS LLC / SALLY CAPITAL INC
SASKATCHEWAN (PROVINCE OF)
SBA COMMUNICATIONS CORP
SCHWEITZER-MAUDUIT INTERNATIONAL INC
SCOTIA CAPITAL INC
SEG HOLDING LLC / SEG FINANCE CORP
SERVICE CORP INTERNATIONAL/US
SIX FLAGS ENTERTAINMENT CORP
SOUTH COAST BRITISH COLUMBIA TRANSPORTATION AUTHORITY
SS&C TECHNOLOGIES INC
STARBUCKS CORP

ISSUER
STENA AB
STENA INTERNATIONAL SA
SUMMIT MATERIALS LLC / SUMMIT MATERIALS FINANCE CORP
SUNCOR ENERGY INC
SUPERIOR PLUS LP
SWITCH LTD
TD SECURITIES USA LLC
TEINE ENERGY LTD
TELUS CORP
TEMPUR SEALY INTERNATIONAL INC
T-MOBILE USA INC
TORONTO (CITY OF)
TORONTO HYDRO CORP
TORONTO-DOMINION BANK
TOYOTA CREDIT CANADA INC
TRACTOR SUPPLY CO
TRANSCANADA PIPELINES LTD
TRANSCANADA TRUST

FIXED INCOME INVESTMENTS

As at March 31, 2021 (unaudited)

ISSUER
TRANSURBAN FINANCE CO PTY LTD
UNITED STATES (GOVERNMENT OF)
VAIL RESORTS INC
VANCOUVER CITY SAVINGS CREDIT UNION
VERIZON COMMUNICATIONS INC
VERMILION ENERGY INC
VIDEOTRON LTD
VM CONSOLIDATED INC
VW CREDIT CANADA INC
WALT DISNEY CO

ISSUER
WASTE CONNECTIONS INC
WASTE MANAGEMENT INC
WASTE MANAGEMENT OF CANADA CORP
WELLS FARGO & CO
WHIRLPOOL CORP
WINNEBAGO INDUSTRIES INC
WINNIPEG (CITY OF)
WR GRACE & CO-CONN
WYNDHAM HOTELS & RESORTS INC
XHR LP

Public Equities

The diverse public equities portfolio of $66.6 billion is structured to capitalize on opportunities in Canada, the United States, and internationally in developed and emerging markets. It combines active management and index strategies, using both internal and external managers. The public equities program makes up 33.4 per cent of total assets managed.

PUBLIC EQUITIES INVESTMENTS[1]

As at March 31, 2021 (unaudited)

ISSUER (common shares except as noted)	**MARKET VALUE** (C$ million)
10X GENOMICS INC-CLASS A	2.39
11 BIT STUDIOS SA	0.30
1-800-FLOWERS.COM INC-CL A	35.67
21VIANET GROUP INC-ADR	1.46
3I GROUP PLC	0.51
3M CO	22.93
3SBIO INC	0.60
4IMPRINT GROUP PLC	0.55
51JOB INC-ADR	17.10
888 HOLDINGS PLC	0.69

ISSUER (common shares except as noted)	**MARKET VALUE** (C$ million)
A.G. BARR PLC	0.02
A2 MILK CO LTD	0.16
AAC TECHNOLOGIES HOLDINGS IN	1.95
ABB LTD-REG	1.83
ABBOTT LABORATORIES	43.82
ABBVIE INC	39.43
ABC-MART INC	0.06
ABG SUNDAL COLLIER HOLDING	0.11
ABIOMED INC	2.96
ABN AMRO BANK NV-CVA	0.17

[1] Securities valued under $5,000.00 have been removed

PUBLIC EQUITIES INVESTMENTS

As at March 31, 2021 (unaudited)

ISSUER (common shares except as noted)	**MARKET VALUE** (C$ million)
ABOITIZ EQUITY VENTURES INC	0.76
ABOITIZ POWER CORP	0.39
ABRDN PLC	0.29
ABSA GROUP LTD	25.69
ABU DHABI COMMERCIAL BANK	2.51
ABU DHABI ISLAMIC BANK	1.04
ACC LTD	22.82
ACCELL GROUP	0.24
ACCENTURE PLC-CL A	136.00
ACCOR SA	0.23
ACCTON TECHNOLOGY CORP	11.84
ACER INC	1.71
ACERINOX SA	0.34
ACOM CO LTD	0.07
ACS ACTIVIDADES CONS Y SERV	0.26
ACTIVISION BLIZZARD INC	14.81
ACUITYADS HOLDING INC	0.75
ACUSHNET HOLDINGS CORP	18.39

ISSUER (common shares except as noted)	**MARKET VALUE** (C$ million)
ADANI GREEN ENERGY LTD	3.16
ADANI PORTS AND SPECIAL ECON	2.61
ADARO ENERGY TBK PT	0.21
ADDIKO BANK AG	0.03
ADECCO GROUP AG-REG	28.34
ADEVINTA ASA	0.11
ADIDAS AG	1.94
ADMIRAL GROUP PLC	0.29
ADOBE INC	100.99
ADP	0.12
ADVA OPTICAL NETWORKING SE	0.44
ADVANCE AUTO PARTS INC	2.57
ADVANCED ENERGY INDUSTRIES	18.58
ADVANCED INFO SERVICE-FOR RG	3.53
ADVANCED MICRO DEVICES	19.47
ADVANTECH CO LTD	18.96
ADVANTEST CORP	0.57
ADYEN NV	1.33

PUBLIC EQUITIES INVESTMENTS

As at March 31, 2021 (unaudited)

ISSUER (common shares except as noted)	**MARKET VALUE** (C$ million)
AECON GROUP INC	1.31
AEGON NV	0.28
AENA SME SA	0.36
AEON CO LTD	0.63
AEON MALL CO LTD	0.07
AEQUITAS INNOVATIONS COMMON	12.52
AEQUITAS INNOVATIONS INC	1.89
AES CORP	3.68
AFLAC INC	7.06
AFREECATV CO LTD	9.83
AFRICAN RAINBOW MINERALS LTD	0.39
AFTERPAY LTD	0.54
AGC INC	0.28
AGEAS	0.35
AGILE GROUP HOLDINGS LTD	1.04
AGILENT TECHNOLOGIES INC	8.09
AGL ENERGY LTD	0.16
AGNC INVESTMENT CORP	1.89

ISSUER (common shares except as noted)	**MARKET VALUE** (C$ million)
AGNICO EAGLE MINES LTD	93.17
AGRICULTURAL BANK OF CHINA-H	5.92
AIA GROUP LTD	240.32
AIR CANADA	131.41
AIR CHINA LTD-H	0.86
AIR LIQUIDE SA	2.55
AIR PRODUCTS & CHEMICALS INC	22.73
AIR WATER INC	0.11
AIRBNB INC-CLASS A	2.03
AIRBUS SE	12.60
AIRPORTS OF THAILAND PCL-FOR	5.06
AIRPORTS OF THAILAND PC-NVDR	14.94
AIRTAC INTERNATIONAL GROUP	2.35
AISIN CORP	0.22
AJINOMOTO CO INC	0.31
AK MEDICAL HOLDINGS LTD	0.27
AKAMAI TECHNOLOGIES INC	3.42
AKBANK T.A.S.	1.11

PUBLIC EQUITIES INVESTMENTS

As at March 31, 2021 (unaudited)

ISSUER (common shares except as noted)	**MARKET VALUE** (C$ million)
AKSA AKRILIK KIMYA SANAYII	1.32
AKZO NOBEL N.V.	0.71
ALAMOS GOLD INC-CLASS A	4.80
ALBEMARLE CORP	3.46
ALCANNA INC	4.64
ALCON INC	49.50
ALDAR PROPERTIES PJSC	2.11
ALEXANDRIA REAL ESTATE EQUIT	4.57
ALEXION PHARMACEUTICALS INC	6.91
ALFA LAVAL AB	0.31
ALFRESA HOLDINGS CORP	0.12
ALGONQUIN POWER & UTILITIES	47.25
ALIBABA GROUP HOLDING LTD	109.84
ALIBABA GROUP HOLDING-SP ADR	389.15
ALIBABA HEALTH INFORMATION T	6.11
ALIBABA PICTURES GROUP LTD	0.85
ALIGN TECHNOLOGY INC	8.36
ALIMENTATION COUCHE-TARD -B	101.13

ISSUER (common shares except as noted)	**MARKET VALUE** (C$ million)
A-LIVING SMART CITY SERVICES	1.12
ALLEGHANY CORP	1.83
ALLEGIANT TRAVEL CO	23.85
ALLEGION PLC	16.65
ALLEGRO.EU SA	2.70
ALLIANT ENERGY CORP	2.79
ALLIANZ SE-REG	3.45
ALLIED PROPERTIES REAL ESTAT	5.78
ALLSTATE CORP	7.21
ALLY FINANCIAL INC	3.48
ALNYLAM PHARMACEUTICALS INC	3.38
ALPARGATAS SA - PREF	0.66
ALPHABET INC-CL A	169.73
ALPHABET INC-CL C	244.54
ALROSA PJSC	30.48
ALSO HOLDING AG-REG	3.77
ALSTOM	0.44
ALTAGAS LTD	14.91

PUBLIC EQUITIES INVESTMENTS

As at March 31, 2021 (unaudited)

ISSUER (common shares except as noted)	**MARKET VALUE** (C$ million)
ALTEOGEN INC	1.17
ALTIA CORP	0.25
ALTICE USA INC- A	1.55
ALTRA INDUSTRIAL MOTION CORP	34.26
ALTRIA GROUP INC	19.60
ALTUS GROUP LTD	29.52
ALUMINUM CORP OF CHINA LTD-H	0.86
AMADA CO LTD	0.12
AMADEUS IT GROUP SA	1.04
AMAZON.COM INC	354.04
AMBEV SA	6.84
AMBU A/S-B	0.27
AMBUJA CEMENTS LTD	21.16
AMCOR PLC	3.78
AMERCO	1.24
AMEREN CORPORATION	4.14
AMERICA MOVIL SAB DE C-SER L	12.56
AMERICAN ELECTRIC POWER	8.67

ISSUER (common shares except as noted)	**MARKET VALUE** (C$ million)
AMERICAN EXPRESS CO	19.95
AMERICAN FINANCIAL GROUP INC	1.73
AMERICAN INTERNATIONAL GROUP	8.20
AMERICAN SHIPPING COMPANY AS	0.04
AMERICAN TOWER CORP	64.75
AMERICAN WATER WORKS CO INC	5.60
AMERICANAS SA	1.30
AMERICOLD REALTY TRUST	21.72
AMERIPRISE FINANCIAL INC	5.68
AMERISOURCEBERGEN CORP	3.73
AMETEK INC	6.07
AMGEN INC	29.91
AMMB HOLDINGS BHD	0.63
AMOREPACIFIC CORP	5.49
AMOREPACIFIC GROUP	0.87
AMP LTD	0.11
AMPHENOL CORP-CL A	46.44
AMPLIFON SPA	0.16

PUBLIC EQUITIES INVESTMENTS

As at March 31, 2021 (unaudited)

ISSUER (common shares except as noted)	**MARKET VALUE** (C$ million)
AMPOL LTD	0.16
AMUNDI SA	0.16
ANA HOLDINGS INC	0.12
ANALOG DEVICES INC	11.81
ANDLAUER HEALTHCARE GROUP IN	30.19
ANDREW PELLER LTD -A	14.70
ANDRITZ AG	4.97
ANEKA TAMBANG TBK	0.24
ANGLO AMERICAN PLATINUM LTD	1.39
ANGLO AMERICAN PLC	26.32
ANGLOGOLD ASHANTI LTD	1.63
ANHEUSER-BUSCH INBEV SA/NV	1.57
ANHUI CONCH CEMENT CO LTD-A	19.64
ANHUI CONCH CEMENT CO LTD-H	4.29
ANHUI GUJING DISTILLERY CO-B	0.82
ANNALY CAPITAL MANAGEMENT IN	2.48
ANSYS INC	67.39
ANTA SPORTS PRODUCTS LTD	100.52

ISSUER (common shares except as noted)	**MARKET VALUE** (C$ million)
ANTHEM INC	18.43
ANTOFAGASTA PLC	0.30
AON PLC-CLASS A	10.86
AP MOLLER-MAERSK A/S-A	0.23
AP MOLLER-MAERSK A/S-B	22.15
APA GROUP	0.30
APERAM	5.78
APHRIA INC	8.74
APOLLO GLOBAL MANAGEMENT INC	1.67
APOLLO HOSPITALS ENTERPRISE	35.15
APPLE INC	428.46
APPLIED MATERIALS INC	25.17
APTIV PLC	7.67
ARAMARK	1.77
ARBONIA AG	0.25
ARC RESOURCES LTD	4.06
ARCA CONTINENTAL SAB DE CV	1.18
ARCELIK AS	10.76

PUBLIC EQUITIES INVESTMENTS

As at March 31, 2021 (unaudited)

ISSUER (common shares except as noted)	**MARKET VALUE** (C$ million)
ARCELORMITTAL	10.81
ARCH CAPITAL GROUP LTD	3.21
ARCHER-DANIELS-MIDLAND CO	6.53
ARES MANAGEMENT CORP - A	18.76
ARGENX SE	0.40
ARISTA NETWORKS INC	3.53
ARISTOCRAT LEISURE LTD	7.34
ARITZIA INC-SUBORDINATE VOTI	143.74
ARKEMA	0.29
AROUNDTOWN SA	0.25
ARROW ELECTRONICS INC	1.73
ARTHUR J GALLAGHER & CO	4.94
ARTIS REAL ESTATE INVESTMENT	1.44
ASAHI GROUP HOLDINGS LTD	0.63
ASAHI INTECC CO LTD	0.18
ASAHI KASEI CORP	0.47
ASCENDAS REAL ESTATE INV TRT	0.25
ASE TECHNOLOGY HOLDING CO LT	24.74

ISSUER (common shares except as noted)	**MARKET VALUE** (C$ million)
ASELSAN ELEKTRONIK SANAYI	0.22
ASHTEAD GROUP PLC	0.88
ASIA CEMENT CORP	1.98
ASIAN PAINTS LTD	7.12
ASM INTERNATIONAL NV	32.65
ASM PACIFIC TECHNOLOGY	14.84
ASMEDIA TECHNOLOGY INC	0.79
ASML HOLDING NV	175.06
ASPEN PHARMACARE HOLDINGS LT	6.71
ASPO OYJ	0.06
ASR NEDERLAND NV	8.48
ASSA ABLOY AB-B	0.94
ASSECO POLAND SA	1.53
ASSET WORLD CORP PCL-NVDR	0.71
ASSICURAZIONI GENERALI	0.72
ASSOCIATED BRITISH FOODS PLC	0.39
ASSURANT INC	1.72
ASTELLAS PHARMA INC	0.94

PUBLIC EQUITIES INVESTMENTS

As at March 31, 2021 (unaudited)

ISSUER (common shares except as noted)	**MARKET VALUE** (C$ million)
ASTRA INTERNATIONAL TBK PT	1.33
ASTRAZENECA PLC	4.31
ASUSTEK COMPUTER INC	4.94
ASX LTD	6.29
AT&T INC	44.50
ATACADAO SA	0.87
ATCO LTD -CLASS I	5.27
ATEA ASA	0.51
ATEME SA	0.01
ATHENE HOLDING LTD-CLASS A	1.29
ATLANTIA SPA	0.30
ATLAS COPCO AB-A SHS	46.16
ATLAS COPCO AB-B SHS	0.66
ATMOS ENERGY CORP	2.55
ATOS SE	0.27
ATOSS SOFTWARE AG	0.46
ATRIA OYJ	0.11
ATS AUTOMATION TOOLING SYS	2.17

ISSUER (common shares except as noted)	**MARKET VALUE** (C$ million)
AU OPTRONICS CORP	3.42
AUCKLAND INTL AIRPORT LTD	0.24
AURINIA PHARMACEUTICALS INC	2.00
AURIZON HOLDINGS LTD	0.18
AUROBINDO PHARMA LTD	1.91
AURORA CANNABIS INC	2.57
AUSNET SERVICES	0.10
AUST AND NZ BANKING GROUP	48.68
AUSTRALIS CAPITAL INC	0.02
AUTO TRADER GROUP PLC	0.24
AUTOCANADA INC	1.69
AUTODESK INC	12.52
AUTOHOME INC-ADR	2.98
AUTOLIV INC	1.59
AUTOMATIC DATA PROCESSING	58.28
AUTOMOTIVE PROPERTIES REAL E	2.06
AUTONEUM HOLDING AG	0.03
AUTOZONE INC	24.99

PUBLIC EQUITIES INVESTMENTS

As at March 31, 2021 (unaudited)

ISSUER (common shares except as noted)	**MARKET VALUE** (C$ million)
AVALARA INC	21.69
AVALONBAY COMMUNITIES INC	5.33
AVANTOR INC	3.10
AVENUE SUPERMARTS LTD	3.39
AVERY DENNISON CORP	3.16
AVEVA GROUP PLC	0.18
AVI LTD	4.31
AVICHINA INDUSTRY & TECH-H	0.90
AVIO SPA	0.67
AVIVA PLC	18.74
AXA SA	1.70
AXALTA COATING SYSTEMS LTD	1.29
AXFOOD AB	0.46
AXIATA GROUP BERHAD	1.31
AXIS BANK LTD	30.82
AXWAY SOFTWARE SA	0.03
AYALA CORPORATION	2.30
AYALA LAND INC	12.12

ISSUER (common shares except as noted)	**MARKET VALUE** (C$ million)
AZBIL CORP	0.18
AZIMUT HOLDING SPA	6.85
AZRIELI GROUP LTD	0.11
B GRIMM POWER PCL-FOREIGN	0.62
B&M EUROPEAN VALUE RETAIL SA	0.96
B2GOLD CORP	9.04
B3 SA-BRASIL BOLSA BALCAO	21.58
BADGER INFRASTRUCTURE SOLUTI	45.17
BAE SYSTEMS PLC	0.73
BAIDU INC - SPON ADR	38.49
BAJAJ AUTO LTD	18.02
BAJAJ FINANCE LTD	10.21
BAJAJ FINSERV LTD	2.70
BAKER HUGHES CO	3.05
BALCHEM CORP	30.30
BALKRISHNA INDUSTRIES LTD	1.09
BALL CORP	5.71
BALLARD POWER SYSTEMS INC	8.33

PUBLIC EQUITIES INVESTMENTS

As at March 31, 2021 (unaudited)

ISSUER (common shares except as noted)	**MARKET VALUE** (C$ million)
BALOISE HOLDING AG - REG	0.26
BANCA GENERALI SPA	7.34
BANCA MEDIOLANUM SPA	9.41
BANCO BILBAO VIZCAYA ARGENTA	21.74
BANCO BRADESCO S.A.	2.96
BANCO BRADESCO SA-PREF	30.18
BANCO BTG PACTUAL SA-UNIT	2.17
BANCO DE CHILE	2.87
BANCO DE CREDITO E INVERSION	1.49
BANCO DO BRASIL S.A.	48.66
BANCO INTER SA-UNITS	1.51
BANCO SANTANDER BRASIL-UNIT	1.57
BANCO SANTANDER CHILE	2.21
BANCO SANTANDER SA	1.93
BANCO SANTANDER-CHILE-ADR	10.97
BANCOLOMBIA S.A.-SPONS ADR	0.58
BANCOLOMBIA SA	1.08
BANCOLOMBIA SA-PREF	1.94

ISSUER (common shares except as noted)	**MARKET VALUE** (C$ million)
BANDAI NAMCO HOLDINGS INC	0.47
BANDHAN BANK LTD	1.80
BANGKOK BANK PCL-FOREIGN REG	1.25
BANGKOK BANK PUBLIC CO-NVDR	9.87
BANGKOK COMMERCIAL ASSE-NVDR	0.67
BANGKOK DUSIT MED SERVICE-F	3.52
BANGKOK EXPRESSWAY-NVDR	1.16
BANK CENTRAL ASIA TBK PT	45.43
BANK HANDLOWY W WARSZAWIE SA	0.15
BANK HAPOALIM BM	0.37
BANK LEUMI LE-ISRAEL	0.40
BANK MANDIRI PERSERO TBK PT	18.58
BANK MILLENNIUM SA	0.16
BANK NEGARA INDONESIA PERSER	0.52
BANK OF AMERICA CORP	80.81
BANK OF CHINA LTD-H	16.20
BANK OF COMMUNICATIONS CO-H	2.98
BANK OF EAST ASIA LTD	0.11

PUBLIC EQUITIES INVESTMENTS

As at March 31, 2021 (unaudited)

ISSUER (common shares except as noted)	**MARKET VALUE** (C$ million)
BANK OF HAWAII CORP	11.24
BANK OF KYOTO LTD/THE	0.12
BANK OF MONTREAL	53.36
BANK OF NEW YORK MELLON CORP	7.77
BANK OF NOVA SCOTIA	731.19
BANK OF THE PHILIPPINE ISLAN	1.62
BANK OZK	66.88
BANK PEKAO SA	12.13
BANK RAKYAT INDONESIA PERSER	24.08
BANQUE CANTONALE VAUDOIS-REG	0.11
BAOZUN INC-SPN ADR	1.19
BARCLAYS PLC	1.45
BARITO PACIFIC TBK PT	0.32
BARNES GROUP INC	14.72
BARRATT DEVELOPMENTS PLC	0.34
BARRICK GOLD CORP	130.13
BARRY CALLEBAUT AG-REG	0.24
BARWA REAL ESTATE CO	0.92

ISSUER (common shares except as noted)	**MARKET VALUE** (C$ million)
BASF SE	3.67
BASWARE OYJ	0.03
BAUSCH HEALTH COS INC	6.95
BAXTER INTERNATIONAL INC	8.89
BAYER AG-REG	2.03
BAYERISCHE MOTOREN WERKE AG	39.70
BAYERISCHE MOTOREN WERKE-PRF	0.15
BB SEGURIDADE PARTICIPACOES	1.61
BCE INC	249.86
BDO UNIBANK INC	2.22
BE SEMICONDUCTOR INDUSTRIES	19.34
BECHTLE AG	0.18
BECLE SAB DE CV	0.68
BECTON DICKINSON AND CO	14.53
BEIERSDORF AG	0.35
BEIGENE LTD-ADR	8.49
BEIJING CAPITAL INTL AIRPO-H	0.79
BEIJING ENTERPRISES HLDGS	0.97

PUBLIC EQUITIES INVESTMENTS

As at March 31, 2021 (unaudited)

ISSUER (common shares except as noted)	**MARKET VALUE** (C$ million)
BEIJING ENTERPRISES WATER GR	1.03
BEIJING ROBOROCK TECHNOLOG-A	14.69
BEKAERT NV	0.12
BELL FOOD GROUP AG - REG	0.06
BERGER PAINTS INDIA LTD	1.36
BERKELEY GROUP HOLDINGS/THE	0.27
BERKSHIRE HATHAWAY INC-CL B	72.26
BERLI JUCKER PUB CO-FORGN	0.82
BEST BUY CO INC	5.52
BET-AT-HOME.COM AG	0.09
BETSSON AB-B	0.81
BGF RETAIL CO LTD	11.48
BHARAT FORGE LTD	1.00
BHARAT PETROLEUM CORP LTD	2.04
BHARTI AIRTEL LTD	18.53
BHP GROUP LTD	36.74
BHP GROUP PLC	1.99
BID CORP LTD	1.17

ISSUER (common shares except as noted)	**MARKET VALUE** (C$ million)
BIDVEST GROUP LTD	0.60
BILIA AB-A SHS	0.08
BILIBILI INC-SPONSORED ADR	9.26
BIM BIRLESIK MAGAZALAR AS	5.70
BIOCON LTD	1.27
BIOGEN INC	8.88
BIOLIFE SOLUTIONS INC	5.00
BIOMARIN PHARMACEUTICAL INC	2.82
BIOMERIEUX	5.22
BIO-RAD LABORATORIES-A	2.62
BLACK KNIGHT INC	22.80
BLACKBAUD INC	20.71
BLACKBERRY LTD	7.35
BLACKLINE INC	13.41
BLACKROCK INC	23.72
BLACKSTONE INC	28.54
BLOOMSBURY PUBLISHING PLC	0.07
BLUCORA INC	16.41

PUBLIC EQUITIES INVESTMENTS

As at March 31, 2021 (unaudited)

ISSUER (common shares except as noted)	**MARKET VALUE** (C$ million)
BLUESCOPE STEEL LTD	0.26
BNP PARIBAS	2.24
BOARDWALK REAL ESTATE INVEST	2.49
BOC AVIATION LTD	1.09
BOC HONG KONG HOLDINGS LTD	0.43
BOEING CO/THE	28.20
BOIRON SA	0.14
BOLIDEN AB	0.33
BOLLORE	1.78
BONAVA AB-B SHARES	0.85
BOOKING HOLDINGS INC	183.27
BOOT BARN HOLDINGS INC	24.25
BOOZ ALLEN HAMILTON HOLDINGS	21.19
BORALEX INC -A	4.16
BORGWARNER INC	2.34
BOSIDENG INTL HLDGS LTD	0.79
BOSKALIS WESTMINSTER	0.57
BOSSARD HOLDING AG-REG A	0.03

ISSUER (common shares except as noted)	**MARKET VALUE** (C$ million)
BOSTON PROPERTIES INC	3.09
BOSTON SCIENTIFIC CORP	18.94
BOUVET ASA	0.01
BOUYGUES SA	0.30
BOYD GROUP SERVICES INC	71.65
BP PLC	2.71
BPOST SA	1.98
BRADESPAR SA -PREF	1.48
BRADY CORPORATION - CL A	7.41
BRAMBLES LTD	29.05
BREDBAND2 I SKANDINAVIEN AB	0.03
BRENNTAG SE	0.43
BRF SA	1.38
BRICKABILITY GROUP PLC	0.04
BRIDGESTONE CORP	0.71
BRILLIANCE CHINA AUTOMOTIVE	1.54
BRISTOL-MYERS SQUIBB CO	29.45
BRITANNIA INDUSTRIES LTD	2.87

PUBLIC EQUITIES INVESTMENTS

As at March 31, 2021 (unaudited)

ISSUER (common shares except as noted)	**MARKET VALUE** (C$ million)
BRITISH AMERICAN TOBACCO PLC	2.88
BRITISH LAND CO PLC	0.21
BROADCOM INC	71.78
BROADRIDGE FINANCIAL SOLUTIO	13.59
BROOKFIELD ASSET MANAGE-CL A	423.63
BROOKFIELD BUSINESS PT-UNIT	3.03
BROOKFIELD INFRASTRUCTURE PA	90.12
BROOKFIELD PROPERTY PARTNERS	2.48
BROOKFIELD RENEWABLE PARTNER	65.72
BROTHER INDUSTRIES LTD	0.16
BROWN & BROWN INC	20.93
BROWN-FORMAN CORP-CLASS B	4.40
BRP INC/CA- SUB VOTING	47.03
BRUNEL INTERNATIONAL	0.13
BRUNSWICK CORP	28.74
BT GROUP PLC	0.62
BTS GROUP HOLDINGS PCL-FORGN	1.32
BUCHER INDUSTRIES AG-REG	3.66

ISSUER (common shares except as noted)	**MARKET VALUE** (C$ million)
BUDIMEX	0.14
BUDWEISER BREWING CO APAC LT	32.53
BUFAB AB	0.08
BUMRUNGRAD HOSPITAL-FOREIGN	1.03
BUNGE LTD	2.28
BUNZL PLC	14.69
BURBERRY GROUP PLC	0.35
BUREAU VERITAS SA	12.41
BURKHALTER HOLDING AG	0.07
BURLINGTON STORES INC	4.08
BYD CO LTD-H	3.43
BYD ELECTRONIC INTL CO LTD	2.11
BYGGMAX GROUP AB	0.58
C.H. ROBINSON WORLDWIDE INC	2.67
CABLE ONE INC	16.35
CABOT OIL & GAS CORP	1.54
CADENCE DESIGN SYS INC	7.88
CAE INC	11.30

PUBLIC EQUITIES INVESTMENTS

As at March 31, 2021 (unaudited)

ISSUER (common shares except as noted)	**MARKET VALUE** (C$ million)
CAIXABANK SA	0.45
CALBEE INC	0.09
CALIAN GROUP LTD	47.47
CAMDEN PROPERTY TRUST	2.21
CAMECO CORP	2.84
CAMPBELL SOUP CO	1.88
CAMPING WORLD HOLDINGS INC-A	11.24
CAN APARTMENT PROP REAL ESTA	30.15
CAN IMPERIAL BK OF COMMERCE	116.83
CANACCORD GENUITY GROUP INC	1.19
CANADA GOOSE HOLDINGS INC	3.26
CANADIAN NATL RAILWAY CO	160.90
CANADIAN NATURAL RESOURCES	352.11
CANADIAN PACIFIC RAILWAY LTD	406.36
CANADIAN TIRE CORP-CLASS A	74.48
CANADIAN UTILITIES LTD-A	4.50
CANADIAN WESTERN BANK	45.09
CANFOR CORP	1.74

ISSUER (common shares except as noted)	**MARKET VALUE** (C$ million)
CANON INC	0.74
CANOPY GROWTH CORP	6.35
CANSINO BIOLOGICS INC-H	1.48
CAPCOM CO LTD	0.20
CAPGEMINI SE	0.90
CAPITAL ONE FINANCIAL CORP	11.99
CAPITAL POWER CORP	10.83
CAPITALAND INTEGRATED COMMER	0.26
CAPITALAND LTD	0.25
CAPITEC BANK HOLDINGS LTD	1.20
CARDINAL HEALTH INC	3.68
CARDTRONICS PLC - A	19.15
CARGOJET INC	58.27
CARL ZEISS MEDITEC AG - BR	0.61
CARLSBERG AS-B	0.52
CARLYLE GROUP INC/THE	1.07
CARMAX INC	17.62
CARNIVAL CORP	4.25

PUBLIC EQUITIES INVESTMENTS

As at March 31, 2021 (unaudited)

ISSUER (common shares except as noted)	**MARKET VALUE** (C$ million)
CARREFOUR SA	0.36
CARRIER GLOBAL CORP	7.16
CARVANA CO	3.42
CASCADES INC	8.85
CASEY'S GENERAL STORES INC	24.21
CASIO COMPUTER CO LTD	0.12
CATALENT INC	3.58
CATCHER TECHNOLOGY CO LTD	28.01
CATELLA AB	0.05
CATERPILLAR INC	25.99
CATHAY FINANCIAL HOLDING CO	7.10
CBOE GLOBAL MARKETS INC	15.52
CBRE GROUP INC - A	5.47
CCL 130 30 FUND POOL UNITS	2.80
CCL INDUSTRIES INC - CL B	23.41
CCR SA	1.50
CD PROJEKT SA	1.74
CDW CORP/DE	4.89

ISSUER (common shares except as noted)	**MARKET VALUE** (C$ million)
CEGEDIM SA	0.09
CELANESE CORP	3.61
CELESTICA INC	11.94
CELLNEX TELECOM SA	0.60
CELLTRION HEALTHCARE CO LTD	4.48
CELLTRION INC	14.81
CELLTRION PHARM INC	1.18
CEMEX SAB-CPO	7.66
CEMEX SAB-SPONS ADR PART CER	6.09
CENCOSUD SA	1.66
CENCOSUD SHOPPING SA	0.56
CENOVUS ENERGY INC	6.62
CENTENE CORP	7.63
CENTERPOINT ENERGY INC	2.54
CENTERRA GOLD INC	9.18
CENTRAIS ELETRICAS BRASILIER	1.06
CENTRAIS ELETRICAS BRAS-PR B	0.84
CENTRAL JAPAN RAILWAY CO	0.72

PUBLIC EQUITIES INVESTMENTS

As at March 31, 2021 (unaudited)

ISSUER (common shares except as noted)	**MARKET VALUE** (C$ million)
CENTRAL PATTANA PUB CO-FOREI	2.24
CENTRAL RETAIL CORP PCL-NVDR	1.17
CENTRE TESTING INTL GROUP-A	10.22
CERIDIAN HCM HOLDING INC	2.31
CERILLION PLC	0.04
CERNER CORP	64.60
CEZ AS	2.16
CF INDUSTRIES HOLDINGS INC	2.00
CGI INC	154.77
CGN POWER CO LTD-H	1.24
CHAILEASE HOLDING CO LTD	4.59
CHANG HWA COMMERCIAL BANK	1.73
CHARLES RIVER LABORATORIES	51.91
CHAROEN POKPHAND FOOD-FORGN	1.96
CHAROEN POKPHAND INDONESI PT	0.63
CHARTER COMMUNICATIONS INC-A	17.81
CHARTWELL RETIREMENT RESIDEN	2.82
CHECK POINT SOFTWARE TECH	0.51

ISSUER (common shares except as noted)	**MARKET VALUE** (C$ million)
CHEGG INC	13.14
CHEIL WORLDWIDE INC	0.70
CHEMED CORP	57.66
CHEMRING GROUP PLC	0.43
CHENG SHIN RUBBER IND CO LTD	1.63
CHENIERE ENERGY INC	3.37
CHEVRON CORP	41.63
CHEWY INC - CLASS A	1.32
CHIBA BANK LTD/THE	0.11
CHICONY ELECTRONICS CO LTD	1.14
CHINA AOYUAN GROUP LTD	0.71
CHINA BOHAI BANK CO LTD-H	0.60
CHINA CINDA ASSET MANAGEME-H	0.99
CHINA CITIC BANK CORP LTD-H	2.43
CHINA COMMUNICATIONS SERVI-H	0.57
CHINA CONCH VENTURE HOLDINGS	4.08
CHINA CONSTRUCTION BANK-H	71.79
CHINA DEVELOPMENT FINANCIAL	2.50

PUBLIC EQUITIES INVESTMENTS

As at March 31, 2021 (unaudited)

ISSUER (common shares except as noted)	**MARKET VALUE** (C$ million)
CHINA EAST EDUCATION HOLDING	0.65
CHINA EDUCATION GROUP HOLDIN	0.76
CHINA EVERBRIGHT BANK CO L-H	0.75
CHINA EVERBRIGHT ENVIRONMENT	1.35
CHINA EVERBRIGHT LTD	0.66
CHINA EVERGRANDE GROUP	2.03
CHINA FEIHE LTD	1.76
CHINA GALAXY SECURITIES CO-H	1.17
CHINA GAS HOLDINGS LTD	5.71
CHINA GRAND AUTOMOTIVE SER-A	5.62
CHINA HONGQIAO GROUP LTD	1.24
CHINA HUARONG ASSET MANAGE-H	0.71
CHINA INTERNATIONAL CAPITA-H	1.73
CHINA JINMAO HOLDINGS GROUP	1.21
CHINA LESSO GROUP HOLDINGS L	1.27
CHINA LIFE INSURANCE CO LTD	0.92
CHINA LIFE INSURANCE CO-H	28.14
CHINA LITERATURE LTD	1.63

ISSUER (common shares except as noted)	**MARKET VALUE** (C$ million)
CHINA LONGYUAN POWER GROUP-H	18.94
CHINA MEDICAL SYSTEM HOLDING	1.45
CHINA MEIDONG AUTO HOLDINGS	1.40
CHINA MENGNIU DAIRY CO	31.49
CHINA MERCHANTS BANK-A	39.19
CHINA MERCHANTS BANK-H	47.42
CHINA MERCHANTS PORT HOLDING	20.05
CHINA MERCHANTS SHEKOU IND-A	11.21
CHINA MINSHENG BANKING COR-H	1.81
CHINA MOBILE LTD	101.42
CHINA MOLYBDENUM CO LTD-H	1.10
CHINA NATIONAL BUILDING MA-H	2.99
CHINA OILFIELD SERVICES-H	0.96
CHINA OVERSEAS LAND & INVEST	20.76
CHINA OVERSEAS PROPERTY HOLD	0.65
CHINA PACIFIC INSURANCE GR-A	47.04
CHINA PACIFIC INSURANCE GR-H	42.72
CHINA PETROLEUM & CHEMICAL-H	23.87

PUBLIC EQUITIES INVESTMENTS

As at March 31, 2021 (unaudited)

ISSUER (common shares except as noted)	**MARKET VALUE** (C$ million)
CHINA POWER INTERNATIONAL	0.54
CHINA RAILWAY GROUP LTD-H	1.08
CHINA RESOURCES BEER HOLDING	17.57
CHINA RESOURCES CEMENT	1.48
CHINA RESOURCES GAS GROUP LT	2.76
CHINA RESOURCES LAND LTD	52.02
CHINA RESOURCES MEDICAL HOLD	29.35
CHINA RESOURCES MIXC LIFESTY	8.80
CHINA RESOURCES PHARMACEUTIC	0.51
CHINA RESOURCES POWER HOLDIN	34.83
CHINA RESOURCES SANJIU MED-A	7.54
CHINA SHENHUA ENERGY CO-H	24.61
CHINA SOUTHERN AIRLINES CO-H	0.69
CHINA STATE CONSTRUCTION INT	0.75
CHINA STEEL CORP	5.73
CHINA SUNTIEN GREEN ENERGY-H	8.69
CHINA TAIPING INSURANCE HOLD	1.78
CHINA TOURISM GROUP DUTY F-A	91.87

ISSUER (common shares except as noted)	**MARKET VALUE** (C$ million)
CHINA TOWER CORP LTD-H	3.51
CHINA TRADITIONAL CHINESE ME	0.93
CHINA VANKE CO LTD -A	95.61
CHINA VANKE CO LTD-H	3.57
CHINA YOUZAN LTD	2.41
CHINA YUHUA EDUCATION CORP L	0.48
CHIPOTLE MEXICAN GRILL INC	7.79
CHOCOLADEFABRIKEN LINDT-PC	0.30
CHOCOLADEFABRIKEN LINDT-REG	0.23
CHOICE PROPERTIES REIT	4.10
CHONGQING RURAL COMMERCIAL-H	0.54
CHR HANSEN HOLDING A/S	0.31
CHUBB LTD	14.69
CHUBU ELECTRIC POWER CO INC	0.27
CHUGAI PHARMACEUTICAL CO LTD	0.90
CHUGOKU ELECTRIC POWER CO	0.12
CHUNGHWA TELECOM CO LTD	7.94
CHURCH & DWIGHT CO INC	4.47

PUBLIC EQUITIES INVESTMENTS

As at March 31, 2021 (unaudited)

ISSUER (common shares except as noted)	**MARKET VALUE** (C$ million)
CI FINANCIAL CORP	3.85
CIA CERVECERIAS UNIDAS SA	0.70
CIA DE DISTRIBUCION INTEGRAL	2.06
CIA DE MINAS BUENAVENTUR-ADR	1.17
CIA ENERGETICA MINAS GER-PRF	1.20
CIA PARANAENSE DE ENERGI-PFB	0.68
CIA SANEAMENTO BASICO DE SP	1.35
CIA SIDERURGICA NACIONAL SA	2.49
CIE FINANCIERE RICHEMO-A REG	1.64
CIE FINANCIERE RICHEMO-CW	0.01
CIECH SA	0.25
CIFI EVER SUNSHINE SERVICES	0.90
CIFI HOLDINGS GROUP CO LTD	1.71
CIGNA CORP	32.64
CIMB GROUP HOLDINGS BHD	3.61
CIMIC GROUP LTD	0.05
CIMPRESS PLC	12.51
CINCINNATI FINANCIAL CORP	3.25

ISSUER (common shares except as noted)	**MARKET VALUE** (C$ million)
CINTAS CORP	6.26
CIPLA LTD	22.20
CISCO SYSTEMS INC	95.96
CITIC LTD	2.94
CITIC SECURITIES CO LTD-H	2.67
CITIGROUP INC	31.26
CITIZENS FINANCIAL GROUP	3.89
CITRIX SYSTEMS INC	3.38
CITY DEVELOPMENTS LTD	0.10
CJ CHEILJEDANG CORP	1.63
CJ CORP	0.72
CJ ENM CO LTD	0.74
CJ LOGISTICS	0.80
CK ASSET HOLDINGS LTD	0.52
CK HUTCHISON HOLDINGS LTD	0.71
CK INFRASTRUCTURE HOLDINGS L	0.13
CLARIANT AG-REG	0.13
CLAS OHLSON AB-B SHS	0.07

PUBLIC EQUITIES INVESTMENTS

As at March 31, 2021 (unaudited)

ISSUER (common shares except as noted)	**MARKET VALUE** (C$ million)
CLICKS GROUP LTD	0.73
CLOROX COMPANY	5.01
CLOUDFLARE INC - CLASS A	2.88
CLP HOLDINGS LTD	0.52
CME GROUP INC	24.35
CMS ENERGY CORP	3.61
CNH INDUSTRIAL NV	4.44
CNOOC LTD	10.64
CNP ASSURANCES	1.04
COAL INDIA LTD	1.19
COCA-COLA AMATIL LTD	0.17
COCA-COLA BOTTLERS JAPAN HOL	0.09
COCA-COLA CO/THE	44.40
COCA-COLA EUROPACIFIC PARTNE	0.35
COCA-COLA FEMSA SAB DE CV	1.31
COCA-COLA HBC AG-DI	0.22
COCHLEAR LTD	13.37
COGECO COMMUNICATIONS INC	2.83

ISSUER (common shares except as noted)	**MARKET VALUE** (C$ million)
COGNEX CORP	19.86
COGNIZANT TECH SOLUTIONS-A	70.52
COGNOR SA	0.03
COHEN & STEERS INC	22.39
COLBUN SA	0.82
COLES GROUP LTD	0.53
COLGATE PALMOLIVE (INDIA)	1.41
COLGATE-PALMOLIVE CO	32.68
COLLIERS INTERNATIONAL GROUP	71.91
COLOPLAST-B	0.58
COLRUYT SA	4.77
COLTENE HOLDING AG-REG	0.05
COMARCH SA	0.04
COMCAST CORP-CLASS A	66.95
COMET HOLDING AG-REG	1.75
COMINAR REAL ESTATE INV-TR U	1.73
COMMERCIAL BANK PSQC	1.43
COMMERCIAL INTL BANK-GDR REG	8.42

PUBLIC EQUITIES INVESTMENTS

As at March 31, 2021 (unaudited)

ISSUER (common shares except as noted)	**MARKET VALUE** (C$ million)
COMMERZBANK AG	0.21
COMMONWEALTH BANK OF AUSTRAL	3.80
COMPAGNIE DE SAINT GOBAIN	26.87
COMPAL ELECTRONICS	2.12
COMPASS GROUP PLC	33.78
COMPUTERSHARE LTD	0.21
CONAGRA BRANDS INC	3.79
CONCORDIA FINANCIAL GROUP LT	0.14
CONOCOPHILLIPS	14.80
CONSOLIDATED EDISON INC	5.16
CONSTELLATION BRANDS INC-A	7.95
CONSTELLATION SOFTWARE INC	271.70
CONSTI OYJ	0.04
CONSTRUCTION PARTNERS INC-A	12.30
CONTAINER CORP OF INDIA LTD	1.21
CONTINENTAL AG	8.23
CONVERGE TECHNOLOGY SOLUTION	20.32
COOPER COS INC/THE	4.22

ISSUER (common shares except as noted)	**MARKET VALUE** (C$ million)
COPART INC	4.75
CORNING INC	6.84
CORTEVA INC	7.17
CORUS ENTERTAINMENT INC-B SH	1.23
COSAN SA	2.23
COSCO SHIPPING HOLDINGS CO-H	1.80
COSCO SHIPPING PORTS LTD	0.69
COSMOS PHARMACEUTICAL CORP	0.12
COSTAR GROUP INC	6.67
COSTCO WHOLESALE CORP	32.10
COUNTRY GARDEN HOLDINGS CO	5.29
COUNTRY GARDEN SERVICES HOLD	7.95
COUPA SOFTWARE INC	3.61
COVESTRO AG	0.40
COVIVIO	0.14
COWAY CO LTD	1.50
CP ALL PCL-FOREIGN	18.41
CPFL ENERGIA SA	0.65

PUBLIC EQUITIES INVESTMENTS

As at March 31, 2021 (unaudited)

ISSUER (common shares except as noted)	**MARKET VALUE** (C$ million)
CRANEWARE PLC	0.17
CREDICORP LTD	4.93
CREDIT AGRICOLE SA	0.55
CREDIT SUISSE GROUP AG-REG	14.95
CRESCENT POINT ENERGY CORP	3.59
CRH PLC	1.20
CRITEO SA-SPON ADR	7.13
CRODA INTERNATIONAL PLC	0.40
CROMBIE REAL ESTATE INVESTME	1.65
CRONOS GROUP INC	2.48
CROWDSTRIKE HOLDINGS INC - A	6.60
CROWN CASTLE INTL CORP	15.30
CROWN HOLDINGS INC	2.70
CROWN RESORTS LTD	0.11
CRYSTAL INTERNATIONAL GROUP	5.78
CSL LTD	87.70
CSPC PHARMACEUTICAL GROUP LT	5.81
CSX CORP	15.20

ISSUER (common shares except as noted)	**MARKET VALUE** (C$ million)
CT REAL ESTATE INVESTMENT TR	1.29
CTBC FINANCIAL HOLDING CO LT	16.83
CTT-CORREIOS DE PORTUGAL	0.21
CUMMINS INC	7.90
CUMMINS INDIA LTD	18.33
CVS HEALTH CORP	249.87
CY4GATE SPA	0.07
CYBERAGENT INC	0.24
CYBERARK SOFTWARE LTD/ISRAEL	30.80
CYFROWY POLSAT SA	1.17
D/S NORDEN	0.12
DABUR INDIA LTD	2.10
DAEWOO SHIPBUILDING & MARINE	0.51
DAI NIPPON PRINTING CO LTD	0.17
DAIFUKU CO LTD	0.33
DAI-ICHI LIFE HOLDINGS INC	0.61
DAIICHI SANKYO CO LTD	1.62
DAIKIN INDUSTRIES LTD	1.66

PUBLIC EQUITIES INVESTMENTS

As at March 31, 2021 (unaudited)

ISSUER (common shares except as noted)	**MARKET VALUE** (C$ million)
DAILY MAIL&GENERAL TST-A NV	0.34
DAIMLER AG-REGISTERED SHARES	37.45
DAITO TRUST CONSTRUCT CO LTD	0.27
DAIWA HOUSE INDUSTRY CO LTD	0.54
DAIWA HOUSE REIT INVESTMENT	0.19
DAIWA SECURITIES GROUP INC	0.26
DALI FOODS GROUP CO LTD	0.63
DANAHER CORP	29.71
DANIELI & CO	0.09
DANONE	1.39
DANSKE BANK A/S	0.42
DAQO NEW ENERGY CORP-ADR	2.10
DARDEN RESTAURANTS INC	3.81
DASSAULT AVIATION SA	0.09
DASSAULT SYSTEMES SE	24.49
DATADOG INC - CLASS A	3.04
DAVIDE CAMPARI-MILANO NV	0.23
DAVITA INC	1.74

ISSUER (common shares except as noted)	**MARKET VALUE** (C$ million)
DB INSURANCE CO LTD	23.97
DBS GROUP HOLDINGS LTD	17.39
DCC PLC	0.30
DEERE & CO	22.97
DELIVERY HERO SE	0.55
DELL TECHNOLOGIES -C	4.49
DE'LONGHI SPA	2.61
DELTA AIR LINES INC	1.59
DELTA ELECTRONICS INC	23.63
DELTA ELECTRONICS THAI-NVDR	1.55
DEMANT A/S	0.56
DENISON MINES CORP	0.97
DENSO CORP	0.94
DENTSPLY SIRONA INC	2.87
DENTSU GROUP INC	0.23
DERICHEBOURG	0.51
DESCARTES SYSTEMS GRP/THE	16.33
DEUTSCHE BANK AG-REGISTERED	0.77

PUBLIC EQUITIES INVESTMENTS

As at March 31, 2021 (unaudited)

ISSUER (common shares except as noted)	**MARKET VALUE** (C$ million)
DEUTSCHE BOERSE AG	1.03
DEUTSCHE LUFTHANSA-REG	0.13
DEUTSCHE POST AG-REG	13.28
DEUTSCHE TELEKOM AG-REG	2.19
DEUTSCHE WOHNEN SE	0.52
DEVON ENERGY CORP	2.72
DEXCO SA	4.83
DEXCOM INC	7.10
DEXUS/AU	0.28
DIAGEO PLC	17.12
DIALOG GROUP BHD	1.60
DIALOGUE HEALTH TECHNOLOGIES	2.61
DIASORIN SPA	0.14
D'IETEREN GROUP	0.08
DIGI.COM BHD	1.48
DIGITAL REALTY TRUST INC	8.14
DIGNITY PLC	0.07
DINO POLSKA SA	1.73

ISSUER (common shares except as noted)	**MARKET VALUE** (C$ million)
DIRECT LINE INSURANCE GROUP	0.21
DISCO CORP	0.28
DISCOVER FINANCIAL SERVICES	6.00
DISCOVERY INC - A	1.43
DISCOVERY INC-C	2.34
DISCOVERY LTD	0.64
DISH NETWORK CORP-A	1.82
DIVI'S LABORATORIES LTD	3.52
DIXONS CARPHONE PLC	0.54
DLF LTD	1.31
DNB ASA	0.66
DOCUSIGN INC	7.35
DOLLAR GENERAL CORP	17.26
DOLLAR TREE INC	5.57
DOLLARAMA INC	89.06
DOMINION ENERGY INC	12.78
DOMINO'S PIZZA GROUP PLC	0.05
DOMINO'S PIZZA INC	2.98

PUBLIC EQUITIES INVESTMENTS

As at March 31, 2021 (unaudited)

ISSUER (common shares except as noted)	**MARKET VALUE** (C$ million)
DONGFENG MOTOR GRP CO LTD-H	25.23
DOOSAN BOBCAT INC	1.01
DOOSAN HEAVY INDUSTRIES	1.20
DOUYU INTERNATIONAL HOLD-ADR	0.54
DOUZONE BIZON CO LTD	0.91
DOVER CORP	4.07
DOW INC	9.77
DR HORTON INC	6.37
DR. REDDY'S LABORATORIES	3.84
DRAEGERWERK AG	0.32
DRAFTKINGS INC - CL A	2.21
DREAM INDUSTRIAL REAL ESTATE	2.41
DREAM OFFICE REAL ESTATE INV	0.92
DREAM UNLIMITED-CL A SUB VOT	2.87
DRI HEALTHCARE TRUST	14.49
DROPBOX INC-CLASS A	1.75
DSV PANALPINA A/S	1.33
DTE ENERGY COMPANY	5.30

ISSUER (common shares except as noted)	**MARKET VALUE** (C$ million)
DUBAI ISLAMIC BANK	1.21
DUCKHORN PORTFOLIO INC/THE	11.72
DUKE ENERGY CORP	14.64
DUKE REALTY CORP	3.22
DUNDEE PRECIOUS METALS INC	4.62
DUPONT DE NEMOURS INC	8.55
DYE & DURHAM LTD	17.30
DYNATRACE INC	1.82
E.ON SE	0.85
E.SUN FINANCIAL HOLDING CO	5.53
EAGLE BANCORP INC	16.66
EAST JAPAN RAILWAY CO	0.70
EASTERN CO SAE	0.38
EASTMAN CHEMICAL CO	3.07
EATON CORP PLC	11.36
EBAY INC	8.73
ECLAT TEXTILE COMPANY LTD	17.86
ECN CAPITAL CORP	1.96

PUBLIC EQUITIES INVESTMENTS

As at March 31, 2021 (unaudited)

ISSUER (common shares except as noted)	**MARKET VALUE** (C$ million)
ECO ANIMAL HEALTH GROUP PLC	0.03
ECOLAB INC	55.14
ECOPETROL SA	1.72
EDENRED	0.42
EDF	0.27
EDISON INTERNATIONAL	4.57
EDP-ENERGIAS DE PORTUGAL SA	0.52
EDWARDS LIFESCIENCES CORP	85.57
EICHER MOTORS LTD	16.94
EIFFAGE	0.27
EISAI CO LTD	0.56
ELANCO ANIMAL HEALTH INC	2.58
ELDORADO GOLD CORP	3.63
ELECTRICITY GENERA PCL-NVDR	0.93
ELECTROLUX AB-SER B	25.49
ELECTRONIC ARTS INC	164.45
ELEMENT FLEET MANAGEMENT COR	108.46
ELI LILLY & CO	33.19

ISSUER (common shares except as noted)	**MARKET VALUE** (C$ million)
ELIA GROUP SA/NV	0.11
ELISA OYJ	0.28
ELSWEDY ELECTRIC CO	0.26
EMAAR MALLS PJSC	0.65
EMAAR PROPERTIES PJSC	12.03
E-MART INC	1.60
EMBOTELLADORA ANDINA-PREF B	0.52
EMERA INC	4.84
EMERSON ELECTRIC CO	11.12
EMIRATES NBD PJSC	4.23
EMIRATES TELECOM GROUP CO	5.48
EMPIRE CO LTD 'A'	37.35
EMPRESAS CMPC SA	1.94
EMPRESAS COPEC SA	2.58
EMS-CHEMIE HOLDING AG-REG	0.26
ENAGAS SA	0.19
ENBRIDGE INC	77.39
ENDAVA PLC- SPON ADR	2.88

PUBLIC EQUITIES INVESTMENTS

As at March 31, 2021 (unaudited)

ISSUER (common shares except as noted)	**MARKET VALUE** (C$ million)
ENDEAVOUR MINING CORP	10.78
ENDEAVOUR SILVER CORP	1.10
ENDESA SA	0.29
ENEL AMERICAS SA	3.06
ENEL CHILE SA	1.17
ENEL SPA	2.67
ENEOS HOLDINGS INC	0.46
ENERGISA SA-UNITS	0.80
ENERGY ABSOLUTE PCL-FOREIGN	1.58
ENERPLUS CORP	24.93
ENGHOUSE SYSTEMS LTD	47.19
ENGIE BRASIL ENERGIA SA	0.82
ENGIE LOYALTY BONUS 2023	1.02
ENI SPA	1.02
ENKA INSAAT VE SANAYI AS	0.90
ENN ENERGY HOLDINGS LTD	18.12
ENPHASE ENERGY INC	4.00
ENSIGN GROUP INC/THE	65.11

ISSUER (common shares except as noted)	**MARKET VALUE** (C$ million)
ENTAIN PLC	0.40
ENTERGY CORP	4.11
ENVESTNET INC	27.05
EOG RESOURCES INC	8.72
EPAM SYSTEMS INC	23.52
EPIROC AB-A	5.36
EPIROC AB-B	0.28
EQT AB	0.27
EQUATORIAL ENERGIA SA - ORD	12.75
EQUIFAX INC	4.54
EQUINIX INC	12.49
EQUINOR ASA	0.62
EQUINOX GOLD CORP	2.41
EQUITABLE GROUP INC	34.42
EQUITABLE HOLDINGS INC	2.69
EQUITY LIFESTYLE PROPERTIES	2.27
EQUITY RESIDENTIAL	5.50
EREGLI DEMIR VE CELIK FABRIK	0.46

PUBLIC EQUITIES INVESTMENTS

As at March 31, 2021 (unaudited)

ISSUER (common shares except as noted)	**MARKET VALUE** (C$ million)
ERICSSON LM-B SHS	29.60
ERIE INDEMNITY COMPANY-CL A	1.16
ERO COPPER CORP	2.29
ERSTE GROUP BANK AG	0.31
ESPRINET SPA	0.87
ESR CAYMAN LTD	0.19
ESSENTIAL UTILITIES INC	2.15
ESSEX PROPERTY TRUST INC	3.66
ESSILORLUXOTTICA	1.51
ESSITY AKTIEBOLAG-B	0.63
ESTEE LAUDER COMPANIES-CL A	115.35
ETSY INC	5.25
EURAZEO SE	0.10
EUROBIO-SCIENTIFIC	0.16
EUROCASH SA	0.45
EUROFINS SCIENTIFIC	17.90
EURONET WORLDWIDE INC	46.38
EVE ENERGY CO LTD-A	6.31

ISSUER (common shares except as noted)	**MARKET VALUE** (C$ million)
EVEREST RE GROUP LTD	2.04
EVERGREEN MARINE CORP LTD	2.08
EVERGY INC	2.78
EVERSOURCE ENERGY	6.12
EVOLUTION AB	0.77
EVOLUTION MINING LTD	0.18
EVONIK INDUSTRIES AG	0.26
EVRAZ PLC	17.32
EVS BROADCAST EQUIPMENT S.A.	0.12
EXACT SCIENCES CORP	4.31
EXCHANGE INCOME CORP	1.49
EXELON CORP	8.79
EXIDE INDUSTRIES LTD	10.66
EXOR NV	0.30
EXPEDIA GROUP INC	4.82
EXPEDITORS INTL WASH INC	3.75
EXPERIAN PLC	16.86
EXTENDICARE INC	2.06

PUBLIC EQUITIES INVESTMENTS

As at March 31, 2021 (unaudited)

ISSUER (common shares except as noted)	**MARKET VALUE** (C$ million)
EXTRA SPACE STORAGE INC	3.53
EXXARO RESOURCES LTD	0.55
EXXON MOBIL CORP	48.70
F5 NETWORKS INC	2.64
FABRINET	32.76
FACEBOOK INC-CLASS A	170.48
FACTSET RESEARCH SYSTEMS INC	2.42
FAES FARMA SA	0.51
FAIR ISAAC CORP	2.91
FAIRFAX FINANCIAL HLDGS LTD	16.62
FALABELLA SA	1.85
FAMUR SA	0.07
FANUC CORP	27.93
FAR EAST HORIZON LTD	1.29
FAR EASTERN NEW CENTURY CORP	1.69
FAR EASTONE TELECOMM CO LTD	1.92
FARMERS EDGE INC	7.20
FAST RETAILING CO LTD	1.52

ISSUER (common shares except as noted)	**MARKET VALUE** (C$ million)
FASTENAL CO	48.88
FASTIGHETS AB BALDER-B SHRS	0.18
FAURECIA	0.22
FDM GROUP HOLDINGS PLC	0.69
FEDERAL SIGNAL CORP	27.73
FEDEX CORP	14.63
FENG TAY ENTERPRISE CO LTD	1.47
FERGUSON PLC	23.35
FERRARI NV	181.60
FERRONORDIC AB	0.05
FERROVIAL SA	0.41
FIBRA UNO ADMINISTRACION SA	1.96
FIDELITY NATIONAL FINANCIAL	2.33
FIDELITY NATIONAL INFO SERV	257.88
FIFTH THIRD BANCORP	5.50
FILA HOLDINGS CORP	9.91
FINE FOODS & PHARMACEUTICALS	0.02
FINECOBANK SPA	0.33

PUBLIC EQUITIES INVESTMENTS

As at March 31, 2021 (unaudited)

ISSUER (common shares except as noted)	**MARKET VALUE** (C$ million)
FINNING INTERNATIONAL INC	27.34
FINSBURY FOOD GROUP PLC	0.03
FIRST ABU DHABI BANK PJSC	5.80
FIRST CAPITAL REAL ESTATE IN	18.70
FIRST FINANCIAL HOLDING CO	4.27
FIRST MAJESTIC SILVER CORP	4.28
FIRST QUANTUM MINERALS LTD	106.88
FIRST REPUBLIC BANK/CA	59.45
FIRSTENERGY CORP	3.88
FIRSTRAND LTD	31.34
FIRSTSERVICE CORP	34.92
FISCHER (GEORG)-REG	2.47
FISERV INC	59.96
FISHER & PAYKEL HEALTHCARE C	0.42
FISKARS OYJ ABP	0.30
FIVE BELOW	26.44
FIVE9 INC	30.53
FLEETCOR TECHNOLOGIES INC	4.62

ISSUER (common shares except as noted)	**MARKET VALUE** (C$ million)
FLEXIUM INTERCONNECT INC	11.05
FLOOR & DECOR HOLDINGS INC-A	24.61
FLUTTER ENTERTAINMENT PLC-DI	1.14
FMC CORP	131.42
FNM SPA	0.02
FOMENTO ECONOMICO MEXICA-UBD	7.83
FORBO HOLDING AG-REG	0.11
FORD MOTOR CO	9.87
FORD OTOMOTIV SANAYI AS	0.29
FORMOSA CHEMICALS & FIBRE	5.77
FORMOSA PETROCHEMICAL CORP	2.08
FORMOSA PLASTICS CORP	7.23
FORTESCUE METALS GROUP LTD	0.84
FORTINET INC	24.67
FORTIS INC	25.39
FORTIVE CORP	4.42
FORTUM OYJ	0.39
FORTUNA SILVER MINES INC	1.67

PUBLIC EQUITIES INVESTMENTS

As at March 31, 2021 (unaudited)

ISSUER (common shares except as noted)	**MARKET VALUE** (C$ million)
FORTUNE BRANDS HOME & SECURI	2.74
FOSUN INTERNATIONAL LTD	1.90
FOUNTAINE PAJOT SA	0.03
FOUR CORNERS PROPERTY TRUST	20.40
FOX CORP - CLASS A	2.52
FOX CORP - CLASS B	1.21
FOX FACTORY HOLDING CORP	19.59
FOXCONN TECHNOLOGY CO LTD	1.27
FRANCO-NEVADA CORP	129.44
FRANKLIN RESOURCES INC	1.84
FRASER & NEAVE HOLDINGS BHD	0.57
FRASERS GROUP PLC	0.80
FREEPORT-MCMORAN INC	9.86
FRESENIUS MEDICAL CARE AG &	0.51
FRESENIUS SE & CO KGAA	0.61
FRESNILLO PLC	0.08
FRONTDOOR INC	42.22
FRONTERA ENERGY CORP	1.28

ISSUER (common shares except as noted)	**MARKET VALUE** (C$ million)
F-SECURE OYJ	0.04
FTI CONSULTING INC	12.99
FUBON FINANCIAL HOLDING CO	7.08
FUCHS PETROLUB SE-PREF	1.54
FUJI ELECTRIC CO LTD	0.19
FUJIAN FUNENG CO LTD-A	20.02
FUJIFILM HOLDINGS CORP	0.69
FUJITSU LTD	0.94
FUKUOKA FINANCIAL GROUP INC	0.12
FUYAO GLASS INDUSTRY GROUP-H	1.61
G5 ENTERTAINMENT AB	0.16
GAIL INDIA LTD	15.04
GALAPAGOS NV	0.11
GALAXY ENTERTAINMENT GROUP L	14.19
GALP ENERGIA SGPS SA	0.20
GAMUDA BHD	0.82
GAOTU TECHEDU INC	1.40
GARMIN LTD	3.90

PUBLIC EQUITIES INVESTMENTS

As at March 31, 2021 (unaudited)

ISSUER (common shares except as noted)	**MARKET VALUE** (C$ million)
GARTNER INC	94.07
GAZPROM PJSC	19.16
GDS HOLDINGS LTD - ADR	3.86
GEA GROUP AG	0.22
GEBERIT AG-REG	18.76
GECINA SA	0.22
GEELY AUTOMOBILE HOLDINGS LT	8.01
GENERAC HOLDINGS INC	4.24
GENERAL DYNAMICS CORP	9.13
GENERAL ELECTRIC CO	23.72
GENERAL MILLS INC	7.72
GENERAL MOTORS CO	15.25
GENMAB A/S	0.70
GENSCRIPT BIOTECH CORP	1.01
GENTHERM INC	23.49
GENTING BHD	1.40
GENTING MALAYSIA BHD	1.19
GENTING PLANTATIONS BHD	0.32
GENTING SINGAPORE LTD	0.14
GENUINE PARTS CO	3.44
GERDAU SA-PREF	19.29
GERRESHEIMER AG	1.58
GETINGE AB-B SHS	9.41
GETLINK SE	0.24
GF SECURITIES CO LTD-H	1.06
GFL ENVIRONMENTAL INC-SUB VT	6.01
GHP SPECIALITY CARE AB	0.14
GIANT MANUFACTURING	1.94
GIBSON ENERGY INC	12.31
GILDAN ACTIVEWEAR INC	26.79
GILEAD SCIENCES INC	16.70
GIVAUDAN-REG	1.17
GJENSIDIGE FORSIKRING ASA	0.15
GLAXOSMITHKLINE PLC	2.93
GLAXOSMITHKLINE PLC-SPON ADR	10.89
GLENCORE PLC	1.28

PUBLIC EQUITIES INVESTMENTS

As at March 31, 2021 (unaudited)

ISSUER (common shares except as noted)	**MARKET VALUE** (C$ million)
GLOBAL PAYMENTS INC	12.43
GLOBAL POWER SYNERGY PCL-F	0.94
GLOBALWAFERS CO LTD	3.07
GLOBANT SA	4.17
GLOBE LIFE INC	1.98
GLOBE TELECOM INC	0.70
GLOBUS MEDICAL INC - A	19.99
GLP J-REIT	0.21
GMO PAYMENT GATEWAY INC	0.18
GN STORE NORD A/S	6.20
GODADDY INC - CLASS A	2.68
GODREJ CONSUMER PRODUCTS LTD	11.17
GOEASY LTD	1.51
GOFORE OYJ	0.03
GOLD FIELDS LTD	1.48
GOLDMAN SACHS GROUP INC	22.04
GOME RETAIL HOLDINGS LTD	1.18
GOODMAN GROUP	12.36

ISSUER (common shares except as noted)	**MARKET VALUE** (C$ million)
GOODYEAR LASTIKLERI TURK AS	0.94
GPT GROUP	0.24
GRAND CANYON EDUCATION INC	54.65
GRANITE REAL ESTATE INVESTME	37.81
GRASIM INDUSTRIES LTD	3.14
GREAT CANADIAN GAMING CORP	2.70
GREAT WALL MOTOR COMPANY-H	21.11
GREAT-WEST LIFECO INC	10.05
GREE ELECTRIC APPLIANCES I-A	143.17
GREENTOWN CHINA HOLDINGS	0.61
GREENTOWN SERVICE GROUP CO L	1.19
GRIFOLS SA	0.26
GROUPE BRUXELLES LAMBERT SA	0.38
GROUPE CRIT	0.08
GROUPE GUILLIN	0.04
GROUPE LDLC	0.09
GROWTHPOINT PROPERTIES LTD	0.54
GRUMA S.A.B.-B	1.38

PUBLIC EQUITIES INVESTMENTS

As at March 31, 2021 (unaudited)

ISSUER (common shares except as noted)	**MARKET VALUE** (C$ million)
GRUPA KETY SA	0.49
GRUPO AEROPORT DEL PACIFIC-B	2.13
GRUPO AEROPORT DEL SURESTE-B	1.97
GRUPO BIMBO SAB- SERIES A	1.77
GRUPO CARSO SAB DE CV-SER A1	0.67
GRUPO DE INV SURAMERICANA	0.75
GRUPO FINANCIERO BANORTE-O	38.87
GRUPO FINANCIERO INBURSA-O	1.13
GRUPO MEXICO SAB DE CV-SER B	8.74
GRUPO TELEVISA SAB-SER CPO	2.28
GRUPPO MUTUIONLINE SPA	0.11
GS ENGINEERING & CONSTRUCT	1.24
GS HOLDINGS	0.96
GS RETAIL CO LTD	0.47
GT CAPITAL HOLDINGS INC	0.56
GUANGDONG INVESTMENT LTD	2.56
GUANGZHOU AUTOMOBILE GROUP-H	1.34
GUANGZHOU R&F PROPERTIES - H	1.21

ISSUER (common shares except as noted)	**MARKET VALUE** (C$ million)
GUDANG GARAM TBK PT	0.22
GUERBET	0.03
GUIDEWIRE SOFTWARE INC	17.15
GUJARAT STATE PETRONET LTD	14.91
GULF ENERGY DEVELOPM-FOREIGN	1.68
GULF KEYSTONE PETROLEUM LTD	0.10
H LUNDBECK A/S	0.08
H&R REAL ESTATE INV-REIT UTS	8.13
HABIB BANK LTD	0.93
HACI OMER SABANCI HOLDING	4.15
HAEMONETICS CORP/MASS	21.08
HAIDILAO INTERNATIONAL HOLDI	2.91
HAIER SMART HOME CO LTD-A	23.91
HAIER SMART HOME CO LTD-H	9.14
HAITIAN INTERNATIONAL HLDGS	20.32
HAITONG SECURITIES CO LTD-H	1.37
HAKUHODO DY HOLDINGS INC	0.13
HALFORDS GROUP PLC	0.06

PUBLIC EQUITIES INVESTMENTS

As at March 31, 2021 (unaudited)

ISSUER (common shares except as noted)	**MARKET VALUE** (C$ million)
HALLIBURTON CO	3.90
HALMA PLC	0.41
HAMAMATSU PHOTONICS KK	0.28
HAMILTON LANE INC-CLASS A	42.28
HANA FINANCIAL GROUP	46.62
HANG LUNG PROPERTIES LTD	5.82
HANG SENG BANK LTD	0.49
HANGZHOU HIKVISION DIGITAL-A	57.41
HANGZHOU TIGERMED CONSULTI-H	1.32
HANKOOK TIRE & TECHNOLOGY CO	12.91
HANKYU HANSHIN HOLDINGS INC	0.26
HANMI PHARM CO LTD	1.01
HANNOVER RUECK SE	0.36
HANON SYSTEMS	1.57
HAN'S LASER TECHNOLOGY IN-A	14.65
HANSOH PHARMACEUTICAL GROUP	3.04
HANWHA SOLUTIONS CORP	2.84
HAP SENG CONSOLIDATED	0.68

ISSUER (common shares except as noted)	**MARKET VALUE** (C$ million)
HAPVIDA PARTICIPACOES E INVE	1.57
HARDWOODS DISTRIBUTION INC	36.00
HARGREAVES LANSDOWN PLC	0.25
HARMONIC DRIVE SYSTEMS INC	0.09
HARMONY GOLD MINING CO LTD	0.43
HARTALEGA HOLDINGS BHD	0.48
HARTFORD FINANCIAL SVCS GRP	4.93
HARVIA OYJ	0.05
HASBRO INC	2.58
HAULOTTE GROUP	0.04
HAVELLS INDIA LTD	1.68
HAYS PLC	3.82
HCA HEALTHCARE INC	10.52
HCL TECHNOLOGIES LTD	7.80
HDFC ASSET MANAGEMENT CO LTD	1.14
HDFC BANK LIMITED	141.09
HDFC LIFE INSURANCE CO LTD	10.42
HEALTHCARE SERVICES GROUP	16.71

PUBLIC EQUITIES INVESTMENTS

As at March 31, 2021 (unaudited)

ISSUER (common shares except as noted)	**MARKET VALUE** (C$ million)
HEALTHEQUITY INC	30.03
HEALTHPEAK PROPERTIES INC	3.52
HEICO CORP	1.12
HEICO CORP-CLASS A	1.70
HEIDELBERGCEMENT AG	0.44
HEINEKEN HOLDING NV	0.34
HEINEKEN NV	11.40
HELEN OF TROY LTD	21.13
HELIOS TECHNOLOGIES INC	26.26
HELLA GMBH & CO KGAA	2.54
HELLENIC TELECOMMUN ORGANIZA	6.50
HELLO GROUP INC -SPN ADR	17.30
HELLOFRESH SE	0.36
HENDERSON LAND DEVELOPMENT	0.21
HENGAN INTL GROUP CO LTD	2.30
HENKEL AG & CO KGAA	0.34
HENKEL AG & CO KGAA VOR-PREF	0.66
HENNES & MAURITZ AB-B SHS	0.59

ISSUER (common shares except as noted)	**MARKET VALUE** (C$ million)
HENRY SCHEIN INC	2.04
HERMES INTERNATIONAL	1.15
HERO MOTOCORP LTD	22.24
HERSHEY CO/THE	4.81
HESS CORP	4.03
HEWLETT PACKARD ENTERPRISE	4.17
HEXAGON AB-B SHS	0.85
HIGH LINER FOODS INC	2.51
HIGHWEALTH CONSTRUCTION CORP	0.63
HIKARI TSUSHIN INC	0.15
HIKMA PHARMACEUTICALS PLC	0.19
HILTON WORLDWIDE HOLDINGS IN	6.91
HINDALCO INDUSTRIES LTD	3.76
HINDUSTAN PETROLEUM CORP	1.19
HINDUSTAN UNILEVER LTD	23.22
HINO MOTORS LTD	0.08
HIROSE ELECTRIC CO LTD	0.17
HISAMITSU PHARMACEUTICAL CO	0.12

PUBLIC EQUITIES INVESTMENTS

As at March 31, 2021 (unaudited)

ISSUER (common shares except as noted)	**MARKET VALUE** (C$ million)
HITACHI CONSTRUCTION MACHINE	0.11
HITACHI LTD	152.98
HITACHI METALS LTD	0.12
HIWIN TECHNOLOGIES CORP	23.47
HK ELECTRIC INVESTMENTS -SS	0.10
HKT TRUST AND HKT LTD-SS	0.19
HLB INC	1.68
HMS HOLDINGS CORP	10.74
HMS NETWORKS AB	0.09
HOCHTIEF AG	0.09
HOLCIM LTD	1.44
HOLLEY INC	13.75
HOLLYSYS AUTOMATION TECHNOLO	5.57
HOLOGIC INC	3.94
HOME CAPITAL GROUP INC	7.15
HOME DEPOT INC	160.16
HOME PRODUCT CENTER PCL-FOR	1.52
HON HAI PRECISION INDUSTRY	64.22
HONDA MOTOR CO LTD	1.61
HONEYWELL INTERNATIONAL INC	31.43
HONG KONG & CHINA GAS	0.55
HONG KONG EXCHANGES & CLEAR	35.55
HONG LEONG BANK BERHAD	1.59
HONG LEONG FINANCIAL GROUP	0.51
HONGFA TECHNOLOGY CO LTD-A	14.20
HONGKONG LAND HOLDINGS LTD	0.20
HOPSON DEVELOPMENT HOLDINGS	1.29
HORIZON THERAPEUTICS PLC	19.29
HORMEL FOODS CORP	2.92
HORNBACH HOLDING AG & CO KGA	1.52
HOSHIZAKI CORP	0.16
HOST HOTELS & RESORTS INC	2.45
HOTAI MOTOR COMPANY LTD	3.32
HOTEL SHILLA CO LTD	1.30
HOULIHAN LOKEY INC	26.02
HOUSING DEVELOPMENT FINANCE	212.33

PUBLIC EQUITIES INVESTMENTS

As at March 31, 2021 (unaudited)

ISSUER (common shares except as noted)	**MARKET VALUE** (C$ million)
HOWMET AEROSPACE INC	2.58
HOYA CORP	63.06
HP INC	8.99
HSBC HOLDINGS PLC	3.90
HUA HONG SEMICONDUCTOR LTD	1.51
HUA NAN FINANCIAL HOLDINGS C	2.92
HUANENG POWER INTL INC-H	0.68
HUATAI SECURITIES CO LTD-H	1.21
HUAYU AUTOMOTIVE SYSTEMS -A	30.40
HUAZHU GROUP LTD-ADR	15.38
HUBEI FEILIHUA QUARTZ GLAS-A	7.86
HUBER + SUHNER AG-REG	0.25
HUBSPOT INC	18.76
HUDBAY MINERALS INC	6.61
HUGEL INC	2.35
HULIC CO LTD	0.12
HUMANA INC	11.43
HUNT (JB) TRANSPRT SVCS INC	2.93

ISSUER (common shares except as noted)	**MARKET VALUE** (C$ million)
HUNTINGTON BANCSHARES INC	3.30
HUNTINGTON INGALLS INDUSTRIE	1.72
HURON CONSULTING GROUP INC	21.23
HUSQVARNA AB-B SHS	24.92
HUTCHMED CHINA-ADR	1.09
HUYA INC-ADR	0.82
HYDRO ONE LTD	12.43
HYPERA SA	1.16
HYUNDAI ENGINEERING & CONST	1.64
HYUNDAI GLOVIS CO LTD	1.66
HYUNDAI HEAVY INDUSTRIES HOL	1.32
HYUNDAI MARINE & FIRE INS CO	0.73
HYUNDAI MOBIS CO LTD	20.03
HYUNDAI MOTOR CO	15.43
HYUNDAI MOTOR CO LTD-2ND PRF	5.93
HYUNDAI MOTOR CO LTD-PRF	1.11
HYUNDAI STEEL CO	1.99
IA FINANCIAL CORP INC	8.17

PUBLIC EQUITIES INVESTMENTS

As at March 31, 2021 (unaudited)

ISSUER (common shares except as noted)	**MARKET VALUE** (C$ million)
IAA INC	18.79
IAC/INTERACTIVECORP	3.55
IAMGOLD CORP	1.98
IBERDROLA SA	239.04
IBIDEN CO LTD	0.17
ICA GRUPPEN AB	0.16
ICICI BANK LTD	86.67
ICICI LOMBARD GENERAL INSURA	2.33
ICICI PRUDENTIAL LIFE INSURA	1.17
ICL GROUP LTD	0.17
ICON PLC	25.61
IDEMITSU KOSAN CO LTD	0.17
IDEX CORP	3.26
IDEXX LABORATORIES INC	8.61
IG GROUP HOLDINGS PLC	1.37
IGM FINANCIAL INC	22.64
IHH HEALTHCARE BHD	1.52
IHS MARKIT LTD	19.47

ISSUER (common shares except as noted)	**MARKET VALUE** (C$ million)
IIDA GROUP HOLDINGS CO LTD	0.12
ILIAD SA	0.11
ILLINOIS TOOL WORKS	14.47
ILLUMINA INC	38.34
IMI PLC	0.56
IMPALA PLATINUM HOLDINGS LTD	26.42
IMPERIAL BRANDS PLC	0.64
IMPERIAL OIL LTD	2.30
INCHCAPE PLC	11.77
INCITEC PIVOT LTD	16.85
INCYTE CORP	3.11
IND & COMM BK OF CHINA-H	53.99
INDAH KIAT PULP & PAPER TBK	0.36
INDEPENDENT BANK CORP/MA	15.75
INDIAN HOTELS CO LTD	9.99
INDIAN OIL CORP LTD	1.28
INDOCEMENT TUNGGAL PRAKARSA	0.23
INDOFOOD CBP SUKSES MAKMUR T	0.27

PUBLIC EQUITIES INVESTMENTS

As at March 31, 2021 (unaudited)

ISSUER (common shares except as noted)	**MARKET VALUE** (C$ million)
INDOFOOD SUKSES MAKMUR TBK P	0.37
INDORAMA VENTURES-FOREIGN	1.30
INDRAPRASTHA GAS LTD	1.19
INDUS TOWERS LTD	1.21
INDUSIND BANK LTD	8.45
INDUSTRIA DE DISENO TEXTIL	27.75
INDUSTRIAL BANK OF KOREA	1.13
INDUSTRIAS PENOLES SAB DE CV	0.97
INDUSTRIES QATAR	3.18
INDUSTRIVARDEN AB-A SHS	0.14
INDUSTRIVARDEN AB-C SHS	0.18
INFICON HOLDING AG-REG	0.48
INFINEON TECHNOLOGIES AG	78.82
INFO EDGE INDIA LTD	2.21
INFORMA PLC	0.38
INFOSYS LTD	112.58
INFOSYS LTD-SP ADR	77.38
INFOTEL	0.03

ISSUER (common shares except as noted)	**MARKET VALUE** (C$ million)
INFRAESTRUCTURA ENERGETICA N	1.12
INFRASTRUTTURE WIRELESS ITAL	0.13
ING BANK SLASKI SA	0.13
ING GROEP NV	1.56
INGERSOLL-RAND INC	3.60
INMODE LTD	16.40
INNER MONGOLIA YILI INDUS-A	36.84
INNERGEX RENEWABLE ENERGY	2.91
INNOLUX CORP	3.26
INNOVENT BIOLOGICS INC	5.32
INPEX CORP	0.24
INSTALLED BUILDING PRODUCTS	22.67
INSULET CORP	3.54
INSURANCE AUSTRALIA GROUP	0.28
INTACT FINANCIAL CORP	207.10
INTACT FINANCIAL CORP-SUB RC	4.55
INTEL CORP	54.11
INTER PARFUMS INC	22.08

PUBLIC EQUITIES INVESTMENTS

As at March 31, 2021 (unaudited)

ISSUER (common shares except as noted)	**MARKET VALUE** (C$ million)
INTER PIPELINE LTD	167.98
INTER RAO UES PJSC	1.34
INTERCONEXION ELECTRICA SA	1.47
INTERCONTINENTAL EXCHANGE IN	12.96
INTERCONTINENTAL HOTELS GROU	0.39
INTERFOR CORP	7.19
INTERGLOBE AVIATION LTD	1.16
INTERNATIONAL PAPER CO	4.16
INTERPUBLIC GROUP OF COS INC	2.35
INTERRENT REAL ESTATE INVEST	39.87
INTERTAPE POLYMER GROUP INC	1.84
INTERTEK GROUP PLC	0.41
INTESA SANPAOLO	1.47
INTL BUSINESS MACHINES CORP	24.49
INTL CONTAINER TERM SVCS INC	1.35
INTL FLAVORS & FRAGRANCES	198.57
INTOUCH HOLDINGS PCL-F	2.23
INTUIT INC	20.76
INTUITIVE SURGICAL INC	55.54
INVENTEC CORP	1.29
INVESCO LTD	2.03
INVESTEC PLC	4.61
INVESTIS HOLDING SA	0.05
INVESTMENT AB LATOUR-B SHS	0.12
INVESTOR AB-B SHS	33.65
INVITATION HOMES INC	3.70
INWIDO AB	0.76
IOI CORP BHD	1.37
IONIS PHARMACEUTICALS INC	1.23
IPCA LABORATORIES LTD	0.98
IPG PHOTONICS CORP	100.48
IPSEN	19.79
IPSOS	0.10
IQIYI INC-ADR	2.48
IQVIA HOLDINGS INC	7.63
IRIDIUM COMMUNICATIONS INC	26.10

PUBLIC EQUITIES INVESTMENTS

As at March 31, 2021 (unaudited)

ISSUER (common shares except as noted)	**MARKET VALUE** (C$ million)
IRON MOUNTAIN INC	2.20
ISHARES CORE S&P/TSX CAPPED	16.66
ISHARES MSCI EMERGING MARKET	7.65
ISHARES MSCI JAPAN ETF	11.85
ISHARES RUSSELL 2000 ETF	8.85
ISRAEL DISCOUNT BANK-A	0.20
ISUZU MOTORS LTD	0.21
ITALIAN WINE BRANDS SPA	0.05
ITALMOBILIARE SPA	0.25
ITAU UNIBANCO HOLDING S-PREF	12.87
ITAU UNIBANCO H-SPON PRF ADR	32.48
ITAUSA SA	4.32
ITC LTD	36.21
ITO EN LTD	0.12
ITOCHU CORP	1.44
ITOCHU TECHNO-SOLUTIONS CORP	0.11
IVANHOE MINES LTD-CL A	19.23
IVU TRAFFIC TECHNOLOGIES AG	0.03

ISSUER (common shares except as noted)	**MARKET VALUE** (C$ million)
JACK HENRY & ASSOCIATES INC	2.39
JACOBS ENGINEERING GROUP INC	3.45
JACQUET METALS SA	0.01
JAMES HARDIE INDUSTRIES-CDI	44.47
JAMIESON WELLNESS INC	61.98
JAPAN AIRLINES CO LTD	0.11
JAPAN AIRPORT TERMINAL CO	0.09
JAPAN EXCHANGE GROUP INC	0.39
JAPAN METROPOLITAN FUND INVE	0.23
JAPAN POST BANK CO LTD	0.13
JAPAN POST HOLDINGS CO LTD	0.46
JAPAN POST INSURANCE CO LTD	0.15
JAPAN REAL ESTATE INVESTMENT	0.26
JAPAN TOBACCO INC	0.75
JARDINE MATHESON HLDGS LTD	34.94
JARDINE STRATEGIC HLDGS LTD	0.26
JAZZ PHARMACEUTICALS PLC	1.89
JBS SA	39.86

PUBLIC EQUITIES INVESTMENTS

As at March 31, 2021 (unaudited)

ISSUER (common shares except as noted)	**MARKET VALUE** (C$ million)
JD HEALTH INTERNATIONAL INC	2.20
JD SPORTS FASHION PLC	0.19
JD.COM INC - CL A	57.51
JD.COM INC-ADR	117.13
JDE PEET'S NV	0.10
JERONIMO MARTINS	0.14
JFE HOLDINGS INC	0.20
JG SUMMIT HOLDINGS INC	1.98
JIANGSU EASTERN SHENGHONG -A	24.37
JIANGSU EXPRESS CO LTD-H	0.81
JIANGSU HENGRUI MEDICINE C-A	43.10
JIANGSU YANGHE BREWERY -A	12.20
JIANGSU YOKE TECHNOLOGY-A	5.57
JIANGXI COPPER CO LTD-H	1.22
JINXIN FERTILITY GROUP LTD	1.55
JIUMAOJIU INTERNATIONAL HOLD	1.40
JM SMUCKER CO/THE	2.98
JOHNSON & JOHNSON	115.79
JOHNSON CONTROLS INTERNATION	8.91
JOHNSON ELECTRIC HOLDINGS	12.86
JOHNSON MATTHEY PLC	0.26
JOINCARE PHARMACEUTICAL GR-A	7.37
JOINN LABORATORIES CHINA C-H	0.61
JOLLIBEE FOODS CORP	0.87
JONJEE HIGH-TECH INDUSTRIA-A	62.03
JOYY INC-ADR	2.92
JPMORGAN CHASE & CO	95.73
JSR CORP	0.22
JSW STEEL LTD	2.90
JUBILANT FOODWORKS LTD	47.52
JULIUS BAER GROUP LTD	0.47
JUMBO SA	1.08
JUNIPER INDUSTRIAL HLDGS	7.92
JUNIPER NETWORKS INC	1.72
JUST EAT TAKEAWAY	71.58
JUST GROUP PLC	0.10

PUBLIC EQUITIES INVESTMENTS

As at March 31, 2021 (unaudited)

ISSUER (common shares except as noted)	**MARKET VALUE** (C$ million)
JYP ENTERTAINMENT CORP	3.40
KADANT INC	49.20
KAINOS GROUP PLC	1.86
KAISA GROUP HOLDINGS LTD	0.65
KAJIMA CORP	0.22
KAKAKU.COM INC	0.12
KAKAO CORP	13.53
KALBE FARMA TBK PT	0.42
KAMUX CORP	0.09
KANGDE XIN COMPOSITE MATER-A	5.09
KANGWON LAND INC	1.29
KANSAI ELECTRIC POWER CO INC	0.27
KANSAI PAINT CO LTD	0.17
KANSAS CITY SOUTHERN	5.09
KAO CORP	1.05
KASIKORNBANK PCL-FOREIGN	9.87
KASIKORNBANK PCL-NVDR	21.81
KB FINANCIAL GROUP INC	36.97

ISSUER (common shares except as noted)	**MARKET VALUE** (C$ million)
KBC GROUP NV	0.59
KDDI CORP	1.63
KE HOLDINGS INC-ADR	3.77
KEIHAN HOLDINGS CO LTD	0.14
KEIKYU CORP	0.11
KEIO CORP	0.23
KEISEI ELECTRIC RAILWAY CO	0.15
KELLOGG CO	3.36
KEPPEL CORP LTD	0.20
KERING	1.71
KERRY GROUP PLC-A	0.65
KESKO OYJ-B SHS	0.29
KEURIG DR PEPPER INC	3.99
KEYCORP	4.02
KEYENCE CORP	139.06
KEYERA CORP	24.73
KEYSIGHT TECHNOLOGIES IN	5.50
KGHM POLSKA MIEDZ SA	11.45

PUBLIC EQUITIES INVESTMENTS

As at March 31, 2021 (unaudited)

ISSUER (common shares except as noted)	**MARKET VALUE** (C$ million)
KIA CORP	10.32
KIKKOMAN CORP	0.28
KILLAM APARTMENT REAL ESTATE	17.84
KIMBERLY-CLARK CORP	9.75
KIMBERLY-CLARK DE MEXICO-A	1.41
KINAXIS INC	49.56
KINDER MORGAN INC	6.99
KINGBOARD HOLDINGS LTD	1.94
KINGBOARD LAMINATES HLDG LTD	1.26
KINGDEE INTERNATIONAL SFTWR	12.76
KINGFISHER PLC	20.31
KINGSOFT CLOUD HOLDINGS-ADR	1.16
KINGSOFT CORP LTD	2.93
KINGSPAN GROUP PLC	0.41
KINNEVIK AB - B	17.29
KINROSS GOLD CORP	6.03
KINTETSU GROUP HOLDINGS CO L	0.22
KION GROUP AG	0.25

ISSUER (common shares except as noted)	**MARKET VALUE** (C$ million)
KIRIN HOLDINGS CO LTD	0.51
KIRKLAND LAKE GOLD LTD	8.85
KITS EYECARE LTD	2.48
KKR & CO INC	17.20
KLA CORP	10.56
KLABIN SA - UNIT	7.15
KLEPIERRE	0.15
KLOECKNER & CO SE	0.10
KMW CO LTD	0.80
KNIGHT-SWIFT TRANSPORTATION	1.26
KNORR-BREMSE AG	0.30
KOBAYASHI PHARMACEUTICAL CO	0.15
KOBE BUSSAN CO LTD	0.12
KOC HOLDING AS	9.52
KOEI TECMO HOLDINGS CO LTD	0.09
KOGENERACJA	0.02
KOITO MANUFACTURING CO LTD	0.24
KOMATSU LTD	0.89

PUBLIC EQUITIES INVESTMENTS

As at March 31, 2021 (unaudited)

ISSUER (common shares except as noted)	**MARKET VALUE** (C$ million)
KOMERCNI BANKA AS	14.49
KONAMI HOLDINGS CORP	0.19
KONE OYJ-B	50.07
KONINKLIJKE AHOLD DELHAIZE N	23.37
KONINKLIJKE DSM NV	0.95
KONINKLIJKE KPN NV	0.40
KONINKLIJKE PHILIPS NV	229.25
KOOLEARN TECHNOLOGY HOLDING	0.30
KOREA AEROSPACE INDUSTRIES	1.28
KOREA ELECTRIC POWER CORP	16.20
KOREA GAS CORPORATION	0.44
KOREA INVESTMENT HOLDINGS CO	9.94
KOREA SHIPBUILDING & OFFSHOR	2.45
KOREA ZINC CO LTD	10.62
KOREAN AIR LINES CO LTD	2.01
KOSE CORP	0.16
KOSSAN RUBBER INDUSTRIES	0.12
KOTAK MAHINDRA BANK LTD	7.11

ISSUER (common shares except as noted)	**MARKET VALUE** (C$ million)
KRAFT HEINZ CO/THE	5.55
KROGER CO	5.76
KRONES AG	0.54
KRUK SA	0.33
KRUNG THAI BANK PUB CO-FOREI	20.15
KRUNGTHAI CARD PCL-NVDR	1.06
KSB SE & CO KGAA-VORZUG	0.05
KT&G CORP	4.49
KUAISHOU TECHNOLOGY	7.47
KUALA LUMPUR KEPONG BHD	1.29
KUBOTA CORP	0.77
KUEHNE + NAGEL INTL AG-REG	27.13
KULICKE & SOFFA INDUSTRIES	15.39
KUMBA IRON ORE LTD	0.50
KUMHO PETROCHEMICAL CO LTD	2.29
KUNLUN ENERGY CO LTD	40.91
KURARAY CO LTD	0.12
KURITA WATER INDUSTRIES LTD	0.14

PUBLIC EQUITIES INVESTMENTS

As at March 31, 2021 (unaudited)

ISSUER (common shares except as noted)	**MARKET VALUE** (C$ million)
KWEICHOW MOUTAI CO LTD-A	184.50
KWG GROUP HOLDINGS LTD	1.18
KYOCERA CORP	0.67
KYOWA KIRIN CO LTD	0.27
KYUSHU ELECTRIC POWER CO INC	0.12
KYUSHU RAILWAY COMPANY	0.11
L3HARRIS TECHNOLOGIES INC	15.84
LA DORIA SPA	0.23
LA FRANCAISE DES JEUX SAEM	0.13
LABORATORY CRP OF AMER HLDGS	5.12
LABRADOR IRON ORE ROYALTY CO	3.98
LAM RESEARCH CORP	33.52
LAMB WESTON HOLDINGS INC	26.68
LAND & HOUSES PUB CO-FOR REG	1.24
LAND SECURITIES GROUP PLC	0.23
LANDSTAR SYSTEM INC	20.55
LANXESS AG	0.21
LAOBAIXING PHARMACY CHAIN-A	14.00

ISSUER (common shares except as noted)	**MARKET VALUE** (C$ million)
LARGAN PRECISION CO LTD	6.07
LARSEN & TOUBRO INFOTECH LTD	1.57
LARSEN & TOUBRO LTD	15.62
LAS VEGAS SANDS CORP	4.31
LASERTEC CORP	0.33
LAUREATE EDUCATION INC-A	28.72
LAURENTIAN BANK OF CANADA	1.94
LAWSON INC	0.09
LCI INDUSTRIES	9.59
LEAR CORP	2.13
LEE & MAN PAPER MANUFACTURIN	0.65
LEG IMMOBILIEN SE	0.32
LEGAL & GENERAL GROUP PLC	6.75
LEGRAND SA	0.81
LEIDOS HOLDINGS INC	2.68
LEIFHEIT AG	0.04
LENDLEASE GROUP	0.23
LENNAR CORP-A	5.75

PUBLIC EQUITIES INVESTMENTS

As at March 31, 2021 (unaudited)

ISSUER (common shares except as noted)	**MARKET VALUE** (C$ million)
LENNOX INTERNATIONAL INC	2.21
LENOVO GROUP LTD	24.01
LG CHEM LTD	68.13
LG CHEM LTD-PREFERENCE	1.39
LG CORP	13.43
LG DISPLAY CO LTD	2.50
LG ELECTRONICS INC	14.90
LG HOUSEHOLD & HEALTH CARE	16.87
LG HOUSEHOLD & HEALTH-PREF	0.69
LG INNOTEK CO LTD	1.40
LG UPLUS CORP	1.25
LHC GROUP INC	124.71
LI AUTO INC - ADR	2.40
LI NING CO LTD	21.58
LIBERTY BROADBAND-A	0.75
LIBERTY BROADBAND-C	4.92
LIBERTY GLOBAL PLC- C	1.95
LIBERTY GLOBAL PLC-A	0.87

ISSUER (common shares except as noted)	**MARKET VALUE** (C$ million)
LIBERTY MEDIA CORP-LIBERTY-C	1.82
LIBERTY MEDIA COR-SIRIUSXM A	0.78
LIBERTY MEDIA COR-SIRIUSXM C	1.57
LIC HOUSING FINANCE LTD	17.02
LIFEWORKS INC	52.22
LIGHTSPEED COMMERCE INC	7.83
LINAMAR CORP	36.67
LINCOLN ELECTRIC HOLDINGS	23.64
LINCOLN NATIONAL CORP	2.48
LINDAB INTERNATIONAL AB	0.14
LINDE PLC	71.69
LINK REIT	0.62
LION CORP	0.15
LITE-ON TECHNOLOGY CORP	2.49
LITHIA MOTORS INC	6.65
LITHIUM AMERICAS CORP	1.67
LIVE NATION ENTERTAINMENT IN	2.84
LIVZON PHARMACEUTICAL GROU-A	8.67

PUBLIC EQUITIES INVESTMENTS

As at March 31, 2021 (unaudited)

ISSUER (common shares except as noted)	**MARKET VALUE** (C$ million)
LIXIL CORP	0.24
LKQ CORP	2.52
LLOYDS BANKING GROUP PLC	1.36
LOBLAW COMPANIES LTD	9.82
LOCALIZA RENT A CAR	3.43
LOCKHEED MARTIN CORP	19.19
LOEWS CORP	2.62
LOGAN GROUP CO LTD	1.26
LOGITECH INTERNATIONAL-REG	24.84
LOJAS AMERICANAS SA-PREF	1.95
LOJAS RENNER S.A.	17.23
LONDON STOCK EXCHANGE GROUP	0.99
LONGFOR GROUP HOLDINGS LTD	6.39
LONZA GROUP AG-REG	1.36
L'OREAL	37.50
LOTTE CHEMICAL CORP	2.44
LOTTE CORP	0.41
LOTTE SHOPPING CO	0.67

ISSUER (common shares except as noted)	**MARKET VALUE** (C$ million)
LOWE'S COS INC	28.77
LPP SA	1.44
LUBELSKI WEGIEL BOGDANKA SA	0.06
LUFAX HOLDING LTD-ADR	1.34
LUKOIL PJSC	45.88
LUKOIL PJSC-SPON ADR	37.97
LULULEMON ATHLETICA INC	7.82
LUMEN TECHNOLOGIES INC	2.57
LUNDBERGS AB-B SHS	0.13
LUNDIN ENERGY AB	0.19
LUNDIN MINING CORP	9.25
LUPIN LTD	20.43
LUYE PHARMA GROUP LTD	8.69
LVMH MOET HENNESSY LOUIS VUI	183.68
LYONDELLBASELL INDU-CL A	5.73
M & T BANK CORP	4.01
M&G PLC	16.21
M3 INC	0.98

PUBLIC EQUITIES INVESTMENTS

As at March 31, 2021 (unaudited)

ISSUER (common shares except as noted)	**MARKET VALUE** (C$ million)
M6-METROPOLE TELEVISION	2.45
MACQUARIE GROUP LTD	21.47
MAG SILVER CORP	1.76
MAGAZINE LUIZA SA	5.61
MAGELLAN FINANCIAL GROUP LTD	0.15
MAGNA INTERNATIONAL INC	26.10
MAGNIT PJSC-SPON GDR REGS	2.86
MAGNIT PJSC	6.34
MAGNITOGORS-SPON GDR REGS	0.87
MAGYAR TELEKOM TELECOMMUNICA	0.13
MAHINDRA & MAHINDRA LTD	29.23
MAIL.RU GROUP-GDR REGS	1.40
MAJOR DRILLING GROUP INTL	2.22
MAKITA CORP	0.32
MALAYAN BANKING BHD	4.19
MALAYSIA AIRPORTS HLDGS BHD	0.88
MANILA ELECTRIC COMPANY	0.68
MANITOU BF	0.13

ISSUER (common shares except as noted)	**MARKET VALUE** (C$ million)
MANULIFE FINANCIAL CORP	135.95
MAPLE LEAF FOODS INC	2.38
MAPLETREE COMMERCIAL TRUST	0.11
MAPLETREE LOGISTICS TRUST	0.15
MARATHON PETROLEUM CORP	7.18
MARICO LTD	12.20
MARIMEKKO OYJ	0.04
MARKEL CORP	3.24
MARKETAXESS HOLDINGS INC	31.22
MARRIOTT INTERNATIONAL -CL A	8.41
MARRIOTT VACATIONS WORLD	29.47
MARSH & MCLENNAN COS	12.76
MARTIN MARIETTA MATERIALS	4.31
MARTINREA INTERNATIONAL INC	1.10
MARUBENI CORP	0.45
MARUI GROUP CO LTD	0.12
MARUTI SUZUKI INDIA LTD	28.68
MARVELL TECHNOLOGY GROUP LTD	6.78

PUBLIC EQUITIES INVESTMENTS

As at March 31, 2021 (unaudited)

ISSUER (common shares except as noted)	**MARKET VALUE** (C$ million)
MASCO CORP	3.23
MASIMO CORP	16.24
MASRAF AL RAYAN	2.31
MASTERCARD INC - A	335.17
MATCH GROUP INC	7.16
MAXIM INTEGRATED PRODUCTS	5.04
MAXIMUS INC	32.97
MAXIS BHD	1.38
MAZDA MOTOR CORP	0.15
MBANK SA	0.19
MCB BANK LTD	0.23
MCCORMICK & CO-NON VTG SHRS	4.57
MCDONALD'S CORP	34.47
MCDONALD'S HOLDINGS CO JAPAN	0.10
MCKESSON CORP	6.48
MEDALLIA INC	14.60
MEDIAALPHA INC-CLASS A	11.58
MEDIATEK INC	84.58

ISSUER (common shares except as noted)	**MARKET VALUE** (C$ million)
MEDIBANK PRIVATE LTD	0.20
MEDICAL FACILITIES CORP	1.36
MEDICAL PROPERTIES TRUST INC	2.51
MEDIOBANCA SPA	0.24
MEDIPAL HOLDINGS CORP	0.12
MEDPACE HOLDINGS INC	42.09
MEDTRONIC PLC	32.80
MEG ENERGY CORP	2.07
MEGA FINANCIAL HOLDING CO LT	6.50
MEGACABLE HOLDINGS-CPO	0.58
MEGAWORLD CORP	0.44
MEIJI HOLDINGS CO LTD	0.25
MEITUAN-CLASS B	99.41
MELCO RESORTS & ENTERT-ADR	15.92
MELEXIS NV	3.25
MELROSE INDUSTRIES PLC	0.37
MERCADOLIBRE INC	21.69
MERCARI INC	0.13

PUBLIC EQUITIES INVESTMENTS

As at March 31, 2021 (unaudited)

ISSUER (common shares except as noted)	**MARKET VALUE** (C$ million)
MERCK & CO. INC.	40.25
MERCK KGAA	16.83
MERCURY NZ LTD	0.10
MERDEKA COPPER GOLD TBK PT	0.27
MERIDIAN ENERGY LTD	0.17
MERITZ SECURITIES CO LTD	0.58
MESAIEED PETROCHEMICAL HOLDI	1.22
METHANEX CORP	50.44
METLIFE INC	9.60
METRO INC/CN	49.33
METRO PACIFIC INVESTMENTS CO	0.57
METROPOLITAN BANK & TRUST	0.89
METTLER-TOLEDO INTERNATIONAL	5.67
MGM RESORTS INTERNATIONAL	3.67
MICHELIN (CGDE)	0.83
MICROCHIP TECHNOLOGY INC	8.34
MICRON TECHNOLOGY INC	20.26
MICROPORT SCIENTIFIC CORP	2.18
MICROSOFT CORP	518.40
MICRO-STAR INTERNATIONAL CO	2.21
MID-AMERICA APARTMENT COMM	3.40
MIDEA GROUP CO LTD-A	102.00
MINEBEA MITSUMI INC	0.31
MING YUAN CLOUD GROUP HOLDIN	0.93
MINOR INTERNATIONAL PCL-FOR	1.75
MINOR INTL PCL-CW23	0.03
MINTH GROUP LTD	1.69
MINTO APARTMENT REAL ESTATE	74.62
MIRAE ASSET SECURITIES CO LT	1.37
MIRVAC GROUP	0.26
MISC BHD	1.19
MISUMI GROUP INC	0.27
MITSUBISHI CHEMICAL HOLDINGS	0.32
MITSUBISHI CORP	1.24
MITSUBISHI ELECTRIC CORP	0.91
MITSUBISHI ESTATE CO LTD	0.68

PUBLIC EQUITIES INVESTMENTS

As at March 31, 2021 (unaudited)

ISSUER (common shares except as noted)	**MARKET VALUE** (C$ million)
MITSUBISHI GAS CHEMICAL CO	0.13
MITSUBISHI HC CAPITAL INC	0.13
MITSUBISHI HEAVY INDUSTRIES	0.33
MITSUBISHI UFJ FINANCIAL GRO	2.14
MITSUI & CO LTD	1.12
MITSUI CHEMICALS INC	0.20
MITSUI FUDOSAN CO LTD	0.68
MIURA CO LTD	0.17
MIZRAHI TEFAHOT BANK LTD	0.15
MIZUHO FINANCIAL GROUP INC	1.14
MLP SE	0.32
MMC NORILSK NICKEL PJSC	16.19
MMC NORILSK NICKEL PJSC-ADR	21.97
MOBILE TELESYSTEMS-SP ADR	2.01
MODERNA INC	7.47
MOHAWK INDUSTRIES INC	2.40
MOL HUNGARIAN OIL AND GAS PL	3.24
MOLINA HEALTHCARE INC	2.86

ISSUER (common shares except as noted)	**MARKET VALUE** (C$ million)
MOLSON COORS BEVERAGE CO - B	2.01
MONCLER SPA	0.36
MONDELEZ INTERNATIONAL INC-A	17.25
MONDI PLC	0.40
MONETA MONEY BANK AS	1.03
MONGODB INC	2.92
MONMOUTH REAL ESTATE INV COR	22.35
MONOLITHIC POWER SYSTEMS INC	30.34
MONOTARO CO LTD	0.22
MONRO INC	25.01
MONSTER BEVERAGE CORP	7.43
MOODY'S CORP	10.40
MORGAN SINDALL GROUP PLC	0.92
MORGAN STANLEY	22.53
MORGUARD NORTH AMERICAN RESI	0.51
MORGUARD REAL ESTATE-TR UTS	0.54
MORNINGSTAR INC	36.62
MOSAIC CO/THE	2.35

PUBLIC EQUITIES INVESTMENTS

As at March 31, 2021 (unaudited)

ISSUER (common shares except as noted)	**MARKET VALUE** (C$ million)
MOSCOW EXCHANGE MICEX-RTS PJ	1.70
MOTHERSON SUMI SYSTEMS LTD	1.88
MOTOROLA SOLUTIONS INC	6.58
MOWI ASA	0.36
MR PRICE GROUP LTD	0.60
MRF LTD	1.16
MS&AD INSURANCE GROUP HOLDIN	0.43
MSA SAFETY INC	13.67
MSCI INC	7.18
MTN GROUP LTD	1.79
MTR CORP	0.29
MTU AERO ENGINES AG	0.41
MUANGTHAI CAPITAL PCL-FOREIG	0.91
MUENCHENER RUECKVER AG-REG	1.41
MULLEN GROUP LTD	1.25
MULTICHOICE GROUP LTD	6.14
MURATA MANUFACTURING CO LTD	1.51
MUTHOOT FINANCE LTD	1.07

ISSUER (common shares except as noted)	**MARKET VALUE** (C$ million)
NABTESCO CORP	0.17
NAGOYA RAILROAD CO LTD	0.16
NAN YA PLASTICS CORP	7.71
NAN YA PRINTED CIRCUIT BOARD	1.50
NANYA TECHNOLOGY CORP	2.15
NASDAQ INC	3.49
NASPERS LTD-N SHS	76.57
NATIONAL AUSTRALIA BANK LTD	2.14
NATIONAL BANK OF CANADA	166.97
NATIONAL GRID PLC	1.37
NATIONAL STORAGE AFFILIATES	20.42
NATIONAL VISION HOLDINGS INC	11.20
NATIXIS	0.15
NATURA &CO HOLDING SA	4.08
NATURGY ENERGY GROUP SA	0.23
NATWEST GROUP PLC	0.43
NAVER CORP	70.61
NCSOFT CORP	15.40

PUBLIC EQUITIES INVESTMENTS

As at March 31, 2021 (unaudited)

ISSUER (common shares except as noted)	**MARKET VALUE** (C$ million)
NEC CORP	0.50
NEDAP N.V.	0.10
NEDBANK GROUP LTD	0.64
NEMETSCHEK SE	0.12
NEOGAMES SA	11.52
NEOGEN CORP	30.21
NEOGENOMICS INC	9.46
NEPI ROCKCASTLE PLC	0.48
NESTE OYJ	0.73
NESTLE (MALAYSIA) BERHAD	1.24
NESTLE INDIA LTD	4.24
NESTLE SA-REG	106.53
NETAPP INC	3.33
NETEASE INC	34.52
NETEASE INC-ADR	56.24
NETFLIX INC	47.55
NETMARBLE CORP	1.32
NEUCA SA	0.03

ISSUER (common shares except as noted)	**MARKET VALUE** (C$ million)
NEUROCRINE BIOSCIENCES INC	1.78
NEURONES	0.17
NEW CHINA LIFE INSURANCE C-H	1.73
NEW GOLD INC	1.47
NEW HOPE LIUHE CO LTD-A	15.34
NEW ORIENTAL EDUCATIO-SP ADR	70.71
NEW WAVE GROUP AB -B SHS	0.14
NEW WORLD DEVELOPMENT	0.26
NEWCREST MINING LTD	8.84
NEWELL BRANDS INC	2.23
NEWMONT CORP	9.98
NEWS CORP - CLASS A	2.06
NEXANS SA	0.73
NEXGEN ENERGY LTD	1.78
NEXI SPA	0.27
NEXON CO LTD	0.52
NEXT PLC	0.47
NEXTEER AUTOMOTIVE GROUP LTD	3.37

PUBLIC EQUITIES INVESTMENTS

As at March 31, 2021 (unaudited)

ISSUER (common shares except as noted)	**MARKET VALUE** (C$ million)
NEXTERA ENERGY INC	79.74
NEXUS AG	0.07
NFI GROUP INC	1.97
NGK INSULATORS LTD	0.16
NGK SPARK PLUG CO LTD	0.10
NH FOODS LTD	0.12
NH INVESTMENT & SECURITIES C	0.63
NIBE INDUSTRIER AB-B SHS	0.32
NICE LTD	0.57
NIDEC CORP	1.79
NIEN MADE ENTERPRISE CO LTD	9.84
NIHON M&A CENTER INC	0.27
NIKE INC -CL B	248.74
NINE DRAGONS PAPER HOLDINGS	1.28
NINETY ONE PLC	2.03
NINGBO HUAXIANG ELECTRONIC-A	23.76
NINTENDO CO LTD	10.89
NIO INC - ADR	26.77

ISSUER (common shares except as noted)	**MARKET VALUE** (C$ million)
NIPPON BUILDING FUND INC	0.30
NIPPON EXPRESS CO LTD	0.19
NIPPON PAINT HOLDINGS CO LTD	0.35
NIPPON PROLOGIS REIT INC	0.22
NIPPON SANSO HOLDINGS CORP	0.10
NIPPON SHINYAKU CO LTD	0.12
NIPPON STEEL CORP	0.45
NIPPON TELEGRAPH & TELEPHONE	1.08
NIPPON YUSEN KK	0.17
NISOURCE INC	1.90
NISSAN CHEMICAL CORP	0.22
NISSAN MOTOR CO LTD	0.42
NISSHIN SEIFUN GROUP INC	0.13
NISSIN FOODS HOLDINGS CO LTD	0.16
NITORI HOLDINGS CO LTD	0.52
NITTO DENKO CORP	0.45
NMC HEALTH PLC	0.18
NN GROUP NV	6.02

PUBLIC EQUITIES INVESTMENTS

As at March 31, 2021 (unaudited)

ISSUER (common shares except as noted)	**MARKET VALUE** (C$ million)
NOAH HOLDINGS LTD-SPON ADS	0.80
NOKIA OYJ	0.74
NOMAD FOODS LTD	25.60
NOMURA HOLDINGS INC	0.54
NOMURA REAL ESTATE HOLDINGS	0.09
NOMURA REAL ESTATE MASTER FU	0.22
NOMURA RESEARCH INSTITUTE LT	0.32
NONGFU SPRING CO LTD-H	0.80
NORCROS PLC	0.05
NORDEA BANK ABP	1.04
NORDNET AB PUBL	1.01
NORDSON CORP	2.25
NORFOLK SOUTHERN CORP	14.09
NORSK HYDRO ASA	14.67
NORTH WEST CO INC/THE	37.39
NORTHAM PLATINUM LTD	1.12
NORTHERN STAR RESOURCES LTD	0.26
NORTHERN TRUST CORP	4.28
NORTHLAND POWER INC	240.17
NORTHROP GRUMMAN CORP	10.56
NORTHWEST HEALTHCARE PROPERT	2.42
NORTONLIFELOCK INC	2.46
NOTRE DAME INTERMED PAR SA	4.07
NOVAGOLD RESOURCES INC	2.96
NOVANTA INC	24.43
NOVARTIS AG-REG	86.89
NOVATEK MICROELECTRONICS COR	6.23
NOVATEK PJSC-SPONS GDR REG S	35.05
NOVO NORDISK A/S-B	119.71
NOVOCURE LTD	2.35
NOVOLIPETSK STEEL PJSC	2.05
NOVOLIPETSK STEEL PJSC-GDR	8.62
NOVOZYMES A/S-B SHARES	0.44
NRG ENERGY INC	1.90
NSK LTD	0.12
NTPC LTD	17.65

PUBLIC EQUITIES INVESTMENTS

As at March 31, 2021 (unaudited)

ISSUER (common shares except as noted)	**MARKET VALUE** (C$ million)
NTT DATA CORP	0.32
NUCOR CORP	5.00
NUMIS CORPORATION PLC	0.03
NUTRIEN LTD	75.70
NVIDIA CORP	82.77
NVR INC	3.43
NXP SEMICONDUCTORS NV	11.60
O2 CZECH REPUBLIC AS	0.17
OBAYASHI CORP	0.21
OBIC CO LTD	0.42
OCADO GROUP PLC	0.45
OCCIDENTAL PETROLEUM CORP	5.10
OCCIDENTAL PETROLEUM-CW27	0.27
OCEANAGOLD CORP	1.97
ODAKYU ELECTRIC RAILWAY CO	0.27
ODFJELL DRILLING LTD	0.10
OESTERREICHISCHE POST AG	0.98
OGE ENERGY CORP	1.35

ISSUER (common shares except as noted)	**MARKET VALUE** (C$ million)
OIL & GAS DEVELOPMENT CO LTD	0.21
OIL & NATURAL GAS CORP LTD	11.32
OIL SEARCH LTD	7.30
OJI HOLDINGS CORP	0.18
OKTA INC	5.46
OLAV THON EIENDOMSSELSKAP AS	0.18
OLD DOMINION FREIGHT LINE	27.28
OLD MUTUAL LTD	0.72
OLLIE'S BARGAIN OUTLET HOLDI	20.17
OLVI OYJ-A SHARES	0.28
OLYMPUS CORP	0.79
OMA SAASTOPANKKI OYJ	0.06
OMEGA HEALTHCARE INVESTORS	1.71
OMNICOM GROUP	3.28
OMRON CORP	0.48
OMV AG	0.24
ON SEMICONDUCTOR CORP	3.52
ONE GAS INC	24.59

PUBLIC EQUITIES INVESTMENTS

As at March 31, 2021 (unaudited)

ISSUER (common shares except as noted)	**MARKET VALUE** (C$ million)
ONENESS BIOTECH CO LTD	0.97
ONEOK INC	4.64
ONEX CORPORATION	6.70
ONO PHARMACEUTICAL CO LTD	0.32
OOREDOO QPSC	0.84
OPAP SA	1.50
OPEN LENDING CORP - CL A	26.43
OPEN TEXT CORP	80.95
OPPEIN HOME GROUP INC-A	11.20
ORACLE CORP	57.52
ORACLE CORP JAPAN	0.14
ORANGE	0.80
ORANGE POLSKA SA	0.64
ORBIA ADVANCE CORP SAB DE CV	1.52
O'REILLY AUTOMOTIVE INC	7.59
ORGANIGRAM HOLDINGS INC	1.13
ORICA LTD	0.15
ORIENTAL LAND CO LTD	0.99

ISSUER (common shares except as noted)	**MARKET VALUE** (C$ million)
ORIGIN ENERGY LTD	0.22
ORIOLA CORP -B	0.26
ORION CORP/REPUBLIC OF KOREA	1.49
ORION OYJ-CLASS B	15.49
ORIX CORP	0.72
ORIX JREIT INC	0.15
ORKLA ASA	0.26
ORMAT TECHNOLOGIES INC	17.38
ORPEA	0.21
ORSTED A/S	1.00
OSAKA GAS CO LTD	0.24
OSISKO GOLD ROYALTIES LTD	2.30
OSISKO MINING INC	0.82
OSOTSPA PCL-FOREIGN	0.46
OTIS WORLDWIDE CORP	5.81
OTP BANK PLC	35.55
OTSUKA CORP	0.17
OTSUKA HOLDINGS CO LTD	0.54

PUBLIC EQUITIES INVESTMENTS

As at March 31, 2021 (unaudited)

ISSUER (common shares except as noted)	**MARKET VALUE** (C$ million)
OTTOGI CORPORATION	0.40
OVERSEA-CHINESE BANKING CORP	25.13
OWENS CORNING	2.05
OXFORD INSTRUMENTS PLC	0.54
OXFORD METRICS PLC	0.08
P G & E CORP	3.57
PACCAR INC	6.63
PACKAGING CORP OF AMERICA	2.63
PAGE INDUSTRIES LTD	1.24
PAGSEGURO DIGITAL LTD-CL A	7.99
PALFINGER AG	0.08
PALO ALTO NETWORKS INC	6.34
PAN AMERICAN SILVER CORP	11.98
PAN OCEAN CO LTD	0.79
PAN PACIFIC INTERNATIONAL HO	0.32
PANASONIC CORP	0.93
PANDORA A/S	0.35
PARETO BANK ASA	0.04

ISSUER (common shares except as noted)	**MARKET VALUE** (C$ million)
PAREX RESOURCES INC	72.45
PARKER HANNIFIN CORP	8.38
PARKLAND CORP	84.57
PARTNERS GROUP HOLDING AG	0.79
PATISSERIE HOLDINGS PLC	0.09
PAYCHEX INC	24.08
PAYCOM SOFTWARE INC	3.80
PAYLOCITY HOLDING CORP	13.55
PAYPAL HOLDINGS INC	55.78
PCCW LTD	0.09
PEARL ABYSS CORP	0.86
PEARSON PLC	0.28
PEGATRON CORP	2.72
PELOTON INTERACTIVE INC-A	5.64
PEMBINA PIPELINE CORP	132.18
PENNANT GROUP INC/THE	12.22
PENTAIR PLC	2.13
PEOPLE'S INSURANCE CO GROU-H	1.45

PUBLIC EQUITIES INVESTMENTS

As at March 31, 2021 (unaudited)

ISSUER (common shares except as noted)	**MARKET VALUE** (C$ million)
PEPSICO INC	40.35
PEPTIDREAM INC	0.16
PER AARSLEFF HOLDING A/S	0.52
PERFORMANCE FOOD GROUP CO	15.50
PERKINELMER INC	2.96
PERNOD RICARD SA	1.28
PERSIMMON PLC	0.42
PERSOL HOLDINGS CO LTD	0.12
PERUSAHAAN GAS NEGARA TBK PT	0.16
PETROBRAS - PETROLEO BRAS	8.44
PETROBRAS - PETROLEO BRAS-PR	20.15
PETROBRAS DISTRIBUIDORA SA	1.60
PETROCHINA CO LTD-H	4.08
PETROLEO BRASILEIRO-SPON ADR	40.55
PETRONAS CHEMICALS GROUP BHD	2.48
PETRONAS DAGANGAN BHD	0.78
PETRONAS GAS BHD	1.65
PETRONET LNG LTD	1.25

ISSUER (common shares except as noted)	**MARKET VALUE** (C$ million)
PFIZER INC	41.56
PGE SA	0.78
PHARMARON BEIJING CO LTD-H	1.30
PHILIP MORRIS CR AS	0.15
PHILIP MORRIS INTERNATIONAL	28.53
PHILIPPINE SEVEN CORP	4.91
PHILLIPS 66	7.35
PHISON ELECTRONICS CORP	1.38
PHOENIX GROUP HOLDINGS PLC	0.20
PHOSAGRO PJSC-GDR REG S	1.28
PI INDUSTRIES LTD	1.39
PICC PROPERTY & CASUALTY-H	46.76
PIDILITE INDUSTRIES LTD	2.02
PIGEON CORP	0.16
PIHLAJALINNA OYJ	0.12
PINDUODUO INC-ADR	28.20
PING AN HEALTHCARE AND TECHN	3.46
PING AN INSURANCE GROUP CO-A	33.16

PUBLIC EQUITIES INVESTMENTS

As at March 31, 2021 (unaudited)

ISSUER (common shares except as noted)	**MARKET VALUE** (C$ million)
PING AN INSURANCE GROUP CO-H	199.89
PINNACLE WEST CAPITAL	1.89
PINTEREST INC- CLASS A	7.81
PIONEER NATURAL RESOURCES CO	6.72
PIRAMAL ENTERPRISES LTD	1.30
PKO BANK POLSKI SA	29.64
PLAYTECH PLC	1.33
PLDT INC	1.18
PLUG POWER INC	3.46
PLUS500 LTD	3.71
PNC FINANCIAL SERVICES GROUP	15.32
POLA ORBIS HOLDINGS INC	0.09
POLAR CAPITAL HOLDINGS PLC	0.28
POLLARD BANKNOTE LTD	44.73
POLSKI KONCERN NAFTOWY ORLEN	2.57
POLSKIE GORNICTWO NAFTOWE I	1.43
POLY DEVELOPMENTS AND HOLD-A	29.57
POLY PROPERTY SERVICES CO-H	8.12

ISSUER (common shares except as noted)	**MARKET VALUE** (C$ million)
POLYMETAL INTERNATIONAL PLC	9.34
POLYUS PJSC	8.86
POLYUS PJSC-REG S-GDR	24.19
PONSSE OYJ	0.02
POOL CORP	43.48
PORSCHE AUTOMOBIL HLDG-PRF	0.53
POSCO	59.77
POSCO CHEMICAL CO LTD	1.94
POSTAL SAVINGS BANK OF CHI-H	23.33
POSTE ITALIANE SPA	0.23
POSTNL NV	6.13
POU CHEN	1.48
POWER ASSETS HOLDINGS LTD	0.27
POWER CORP OF CANADA	95.46
POWER GRID CORP OF INDIA LTD	19.05
POWERTECH TECHNOLOGY INC	1.48
POWSZECHNY ZAKLAD UBEZPIECZE	62.72
PPB GROUP BERHAD	1.55

PUBLIC EQUITIES INVESTMENTS

As at March 31, 2021 (unaudited)

ISSUER (common shares except as noted)	**MARKET VALUE** (C$ million)
PPD INC	0.96
PPG INDUSTRIES INC	7.31
PPL CORP	4.57
PRAIRIESKY ROYALTY LTD	3.00
PREMIUM BRANDS HOLDINGS CORP	68.35
PRESIDENT CHAIN STORE CORP	20.93
PRESS METAL ALUMINIUM HOLDIN	1.83
PRETIUM RESOURCES INC	2.73
PRIMO WATER CORP	12.57
PRIMORIS SERVICES CORP	25.10
PRINCIPAL FINANCIAL GROUP	3.39
PROCTER & GAMBLE CO/THE	113.35
PROGRESSIVE CORP	22.03
PROLOGIS INC	16.15
PROMOTORA Y OPERADORA DE INF	0.94
PROOFPOINT INC	46.17
PROS HOLDINGS INC	22.39
PROSPERITY BANCSHARES INC	26.84

ISSUER (common shares except as noted)	**MARKET VALUE** (C$ million)
PROSUS NV	1.77
PROXIMUS	0.11
PRUDENTIAL FINANCIAL INC	7.43
PRUDENTIAL PLC	1.81
PRYSMIAN SPA	0.27
PTC INC	3.14
PTC INDIA LTD	0.21
PTT EXPLORATION & PROD-FOR	2.71
PTT GLOBAL CHEMICAL PCL-FOR	2.42
PTT OIL & RETAIL BUSINE-NVDR	1.60
PTT PCL/FOREIGN	8.01
PUBLIC BANK BERHAD	7.88
PUBLIC SERVICE ENTERPRISE GP	6.28
PUBLIC STORAGE	8.01
PUBLICIS GROUPE	28.20
PULTEGROUP INC	2.90
PUMA SE	0.31
PUREGOLD PRICE CLUB INC	0.43

PUBLIC EQUITIES INVESTMENTS

As at March 31, 2021 (unaudited)

ISSUER (common shares except as noted)	**MARKET VALUE** (C$ million)
Q2 HOLDINGS INC	26.35
QANTAS AIRWAYS LTD	0.12
QATAR ELECTRICITY & WATER CO	1.36
QATAR FUEL QSC	1.24
QATAR GAS TRANSPORT(NAKILAT)	1.17
QATAR INTERNATIONAL ISLAMIC	0.96
QATAR ISLAMIC BANK	2.80
QATAR NATIONAL BANK	11.95
QBE INSURANCE GROUP LTD	0.35
QIAGEN N.V.	0.37
QINETIQ GROUP PLC	3.63
QL RESOURCES BHD	0.87
QORVO INC	4.29
QT GROUP OYJ	1.18
QUADIENT SA	0.25
QUALCOMM INC	30.95
QUALYS INC	19.90
QUANTA COMPUTER INC	5.32

ISSUER (common shares except as noted)	**MARKET VALUE** (C$ million)
QUEBECOR INC -CL B	18.67
QUEST DIAGNOSTICS INC	3.57
R1 RCM INC	23.30
RAIA DROGASIL SA	13.07
RAIFFEISEN BANK INTERNATIONA	0.11
RAKUTEN GROUP INC	0.34
RAMSAY HEALTH CARE LTD	0.31
RAND MERCHANT INVESTMENT HOL	0.30
RANDSTAD NV	28.17
RATCH GROUP PCL-FOREIGN	0.71
RATHBONE BROTHERS PLC	0.37
RATIONAL AG	0.14
RATOS AB-B SHS	0.92
RAYMOND JAMES FINANCIAL INC	3.12
RAYTHEON TECHNOLOGIES CORP	24.21
RBC BEARINGS INC	29.02
RE/MAX HOLDINGS INC-CL A	15.54
REA GROUP LTD	0.20

PUBLIC EQUITIES INVESTMENTS

As at March 31, 2021 (unaudited)

ISSUER (common shares except as noted)	**MARKET VALUE** (C$ million)
REAL MATTERS INC	3.78
REALTEK SEMICONDUCTOR CORP	4.51
REALTY INCOME CORP	4.58
REC LTD	19.53
RECKITT BENCKISER GROUP PLC	37.08
RECORDATI INDUSTRIA CHIMICA	0.20
RECRUIT HOLDINGS CO LTD	2.16
RED ELECTRICA CORPORACION SA	0.27
RED SENA BHD	8.77
REGENCY CENTERS CORP	1.98
REGENERON PHARMACEUTICALS	10.23
REGIONS FINANCIAL CORP	4.09
REINET INVESTMENTS SCA	0.54
REINSURANCE GROUP OF AMERICA	1.77
RELIANCE INDS-SPONS GDR 144A	22.93
RELIANCE INDUSTRIES LTD	71.33
RELX PLC	10.64
REMGRO LTD	0.67

ISSUER (common shares except as noted)	**MARKET VALUE** (C$ million)
REMY COINTREAU	0.14
RENAISSANCERE HOLDINGS LTD	1.68
RENAULT SA	2.76
RENESAS ELECTRONICS CORP	0.29
RENISHAW PLC	0.98
RENTOKIL INITIAL PLC	0.40
REPSOL SA	0.61
REPUBLIC SERVICES INC	4.57
RESMED INC	5.80
RESMED INC-CDI	19.61
RESONA HOLDINGS INC	0.29
RESTAURANT BRANDS INTERN	20.84
REVENIO GROUP OYJ	0.11
REXEL SA	7.46
RHB BANK BHD	1.12
RHEINMETALL AG	5.25
RICHARDS PACKAGING INCOME FD	69.07
RICHELIEU HARDWARE LTD	2.91

PUBLIC EQUITIES INVESTMENTS

As at March 31, 2021 (unaudited)

ISSUER (common shares except as noted)	**MARKET VALUE** (C$ million)
RICHTER GEDEON NYRT	16.27
RICOH CO LTD	0.22
RINGCENTRAL INC-CLASS A	4.62
RINNAI CORP	0.14
RIO TINTO LTD	32.74
RIO TINTO PLC	49.27
RIOCAN REAL ESTATE INVST TR	13.24
RITCHIE BROS AUCTIONEERS	17.08
RLI CORP	26.96
RLX TECHNOLOGY INC-ADR	0.65
ROBERT HALF INTL INC	1.83
ROCHE HOLDING AG-BR	0.36
ROCHE HOLDING AG-GENUSSCHEIN	118.83
ROCKWELL AUTOMATION INC	6.37
ROCKWOOL INTL A/S-B SHS	0.12
ROGERS COMMUNICATIONS INC-B	131.07
ROHM CO LTD	0.28
ROKU INC	7.32

ISSUER (common shares except as noted)	**MARKET VALUE** (C$ million)
ROLLINS INC	1.57
ROLLS-ROYCE HOLDINGS PLC	0.40
ROPER TECHNOLOGIES INC	8.73
ROS AGRO PLC- GDR REG S	0.05
ROSNEFT OIL CO PJSC	32.30
ROSS STORES INC	8.80
ROTHSCHILD & CO	1.05
ROYAL BANK OF CANADA	862.30
ROYAL CARIBBEAN CRUISES LTD	4.04
ROYAL DUTCH SHELL PLC-A SHS	2.66
ROYAL DUTCH SHELL PLC-B SHS	18.12
ROYAL MAIL PLC	0.89
ROYALTY PHARMA PLC- CL A	1.57
RPM INTERNATIONAL INC	2.46
RSA INSURANCE GROUP LTD	0.32
RTL GROUP	0.43
RUENTEX DEVELOPMENT CO LTD	0.78
RUMO SA	2.49

PUBLIC EQUITIES INVESTMENTS

As at March 31, 2021 (unaudited)

ISSUER (common shares except as noted)	**MARKET VALUE** (C$ million)
RUSSEL METALS INC	1.74
RWE AG	0.82
RYMAN HEALTHCARE LTD	0.14
RYOHIN KEIKAKU CO LTD	0.20
S F HOLDING CO LTD-A	14.08
S&P GLOBAL INC	68.23
S-1 CORPORATION	0.67
SAF-HOLLAND SE	0.02
SAFRAN SA	1.43
SAGE GROUP PLC/THE	7.58
SAINSBURY (J) PLC	0.19
SALESFORCE.COM INC	39.79
SAMPO OYJ-A SHS	0.70
SAMSONITE INTERNATIONAL SA	13.59
SAMSUNG BIOLOGICS CO LTD	5.85
SAMSUNG C&T CORP	4.95
SAMSUNG CARD CO	0.47
SAMSUNG ELECTRO-MECHANICS CO	4.96

ISSUER (common shares except as noted)	**MARKET VALUE** (C$ million)
SAMSUNG ELECTRONICS CO LTD	717.50
SAMSUNG ELECTRONICS-PREF	28.42
SAMSUNG ENGINEERING CO LTD	7.56
SAMSUNG FIRE & MARINE INS	13.57
SAMSUNG HEAVY INDUSTRIES	1.76
SAMSUNG LIFE INSURANCE CO LT	2.58
SAMSUNG SDI CO LTD	43.44
SAMSUNG SDS CO LTD	3.18
SAMSUNG SECURITIES CO LTD	1.18
SANDS CHINA LTD	10.81
SANDSTORM GOLD LTD	1.86
SANDVIK AB	1.01
SANGOMA TECHNOLOGIES CORP	19.21
SANLAM LTD	1.29
SANOFI	38.31
SANTANDER BANK POLSKA SA	1.07
SANTEN PHARMACEUTICAL CO LTD	0.17
SANTOS LTD	0.31

PUBLIC EQUITIES INVESTMENTS

As at March 31, 2021 (unaudited)

ISSUER (common shares except as noted)	**MARKET VALUE** (C$ million)
SANY HEAVY INDUSTRY CO LTD-A	44.20
SAP SE	208.65
SAPUTO INC	3.10
SARANA MENARA NUSANTARA PT	0.32
SAREPTA THERAPEUTICS INC	1.16
SARTORIUS AG-VORZUG	0.58
SARTORIUS STEDIM BIOTECH	0.37
SASOL LTD	1.45
SAVENCIA SA	0.09
SBA COMMUNICATIONS CORP	6.38
SBERBANK OF RUSSIA PJSC	69.94
SBERBANK PJSC -SPONSORED ADR	33.29
SBI HOLDINGS INC	0.23
SBI LIFE INSURANCE CO LTD	2.58
SCENTRE GROUP	0.37
SCHAEFFLER AG - PREF	0.38
SCHIBSTED ASA-B SHS	0.11
SCHIBSTED ASA-CL A	0.11

ISSUER (common shares except as noted)	**MARKET VALUE** (C$ million)
SCHINDLER HOLDING AG-REG	0.20
SCHINDLER HOLDING-PART CERT	15.08
SCHLUMBERGER LTD	7.79
SCHNEIDER ELECTRIC SE	161.60
SCHOUW & CO	0.65
SCHRODERS PLC	0.21
SCHWAB (CHARLES) CORP	35.15
SCOR SE	0.19
SCOUT24 AG	0.27
SCSK CORP	0.10
SDIC POWER HOLDINGS CO LTD-A	19.04
SEA LTD-ADR	81.22
SEABRIDGE GOLD INC	1.34
SEAGATE TECHNOLOGY	3.65
SEAGEN INC	3.61
SEALED AIR CORP	1.49
SEAZEN GROUP LTD	1.45
SEB SA	0.14

PUBLIC EQUITIES INVESTMENTS

As at March 31, 2021 (unaudited)

ISSUER (common shares except as noted)	**MARKET VALUE** (C$ million)
SECHE ENVIRONNEMENT	0.05
SECOM CO LTD	0.58
SECURITAS AB-B SHS	0.19
SEEGENE INC	1.14
SEEK LTD	0.25
SEGA SAMMY HOLDINGS INC	0.09
SEGRO PLC	0.50
SEI INVESTMENTS COMPANY	1.54
SEIBU HOLDINGS INC	0.09
SEIKO EPSON CORP	0.15
SEKISUI CHEMICAL CO LTD	0.24
SEKISUI HOUSE LTD	0.44
SEMAPA-SOCIEDADE DE INVESTIM	0.38
SEMCON AB	0.07
SEMEN INDONESIA PERSERO TBK	0.38
SEMICONDUCTOR MANUFACTURING	30.45
SEMPERIT AG HOLDING	0.19
SEMPRA ENERGY	7.89

ISSUER (common shares except as noted)	**MARKET VALUE** (C$ million)
SENSATA TECHNOLOGIES HOLDING	1.88
SERVICE CORP INTERNATIONAL	81.02
SERVICENOW INC	20.12
SES	0.12
SESA SPA	0.27
SEVEN & I HOLDINGS CO LTD	1.00
SEVEN GENERATIONS ENERGY - A	3.33
SEVEN GROUP HOLDINGS LTD	10.24
SEVERN TRENT PLC	0.26
SEVERSTAL - GDR REG S	2.91
SEVERSTAL PJSC	2.28
SFS GROUP AG	0.91
SG HOLDINGS CO LTD	0.24
SGS SA-REG	16.32
SHANDONG GOLD MINING CO LT-H	0.65
SHANDONG SINOCERA FUNCTION-A	6.75
SHANDONG WEIGAO GP MEDICAL-H	2.63
SHANGHAI FLYCO ELECTRICAL -A	33.90

PUBLIC EQUITIES INVESTMENTS

As at March 31, 2021 (unaudited)

ISSUER (common shares except as noted)	**MARKET VALUE** (C$ million)
SHANGHAI FOSUN PHARMACEUTI-H	1.21
SHANGHAI INTERNATIONAL AIR-A	19.42
SHANGHAI LUJIAZUI FIN&TRAD-B	0.51
SHANGHAI MECHANICAL AND EL-A	22.74
SHANGHAI PHARMACEUTICALS-H	0.83
SHANGHAI ZHONGGU LOGISTICS-A	18.53
SHARP CORP	0.12
SHAW COMMUNICATIONS INC-B	189.60
SHENGYI TECHNOLOGY CO LTD -A	17.42
SHENZHEN INTL HOLDINGS	10.95
SHENZHEN INVESTMENT LTD	0.56
SHENZHEN MINDRAY BIO-MEDIC-A	10.88
SHENZHOU INTERNATIONAL GROUP	70.81
SHERWIN-WILLIAMS CO/THE	12.45
SHIMADZU CORP	0.26
SHIMAMURA CO LTD	0.09
SHIMANO INC	0.58
SHIMAO GROUP HOLDINGS LTD	2.08

ISSUER (common shares except as noted)	**MARKET VALUE** (C$ million)
SHIMIZU CORP	0.15
SHIN KONG FINANCIAL HOLDING	1.90
SHIN POONG PHARMACEUTICAL CO	1.19
SHIN-ETSU CHEMICAL CO LTD	44.70
SHINHAN FINANCIAL GROUP LTD	7.77
SHINSEGAE INC	0.99
SHINSEI BANK LTD	0.10
SHIONOGI & CO LTD	0.47
SHISEIDO CO LTD	0.87
SHIZUOKA BANK LTD/THE	0.12
SHOPIFY INC - CLASS A	314.49
SHOPRITE HOLDINGS LTD	0.96
SHREE CEMENT LTD	2.33
SHRIRAM TRANSPORT FINANCE	26.03
SIAM CEMENT PCL-NVDR	5.32
SIAM COMMERCIAL BANK-FOREIGN	1.64
SIBANYE STILLWATER LTD	2.20
SICHUAN KELUN PHARMACEUTIC-A	16.39

PUBLIC EQUITIES INVESTMENTS

As at March 31, 2021 (unaudited)

ISSUER (common shares except as noted)	**MARKET VALUE** (C$ million)
SIEMENS AG-REG	91.76
SIEMENS ENERGY AG	0.47
SIEMENS GAMESA RENEWABLE ENE	0.30
SIEMENS HEALTHINEERS AG	53.88
SIEMENS LTD	0.97
SIENNA SENIOR LIVING INC	1.08
SIGNIFY NV	145.09
SIKA AG-REG	1.33
SILERGY CORP	3.21
SILICON LABORATORIES INC	22.63
SILVERCORP METALS INC	2.38
SILVERCREST METALS INC	1.56
SIME DARBY BERHAD	0.85
SIME DARBY PLANTATION BHD	1.25
SIMON PROPERTY GROUP INC	7.70
SIMPSON MANUFACTURING CO INC	26.05
SINGAPORE AIRLINES LTD	0.18
SINGAPORE EXCHANGE LTD	10.65
SINGAPORE TECH ENGINEERING	0.15
SINGAPORE TELECOMMUNICATIONS	0.49
SINO BIOPHARMACEUTICAL	5.55
SINO LAND CO	0.15
SINOPAC FINANCIAL HOLDINGS	2.44
SINOPHARM GROUP CO-H	12.99
SINOTRUK HONG KONG LTD	1.12
SIRIUS XM HOLDINGS INC	1.33
SITEONE LANDSCAPE SUPPLY INC	12.35
SJM HOLDINGS LTD	0.09
SK BIOPHARMACEUTICALS CO LTD	1.34
SK CHEMICALS CO LTD/NEW	0.91
SK HYNIX INC	151.62
SK INC	4.69
SK INNOVATION CO LTD	13.85
SK TELECOM	5.14
SKANDINAVISKA ENSKILDA BAN-A	0.65
SKANSKA AB-B SHS	0.28

PUBLIC EQUITIES INVESTMENTS

As at March 31, 2021 (unaudited)

ISSUER (common shares except as noted)	**MARKET VALUE** (C$ million)
SKF AB-B SHARES	0.35
SKSHU PAINT CO LTD-A	13.57
SKYWORKS SOLUTIONS INC	6.30
SLACK TECHNOLOGIES INC- CL A	3.84
SLEEP COUNTRY CANADA HOLDING	48.09
SM INVESTMENTS CORP	2.55
SM PRIME HOLDINGS INC	3.90
SMARTCENTRES REAL ESTATE INV	3.85
SMC CORP	23.34
SMITH & NEPHEW PLC	0.54
SMITH (A.O.) CORP	1.89
SMITHS GROUP PLC	0.28
SMOORE INTERNATIONAL HOLDING	2.10
SMURFIT KAPPA GROUP PLC	0.38
SNAM SPA	0.37
SNAP INC - A	9.99
SNAP-ON INC	2.45
SNC-LAVALIN GROUP INC	1.61
SNOWFLAKE INC-CLASS A	1.20
SOBUTE NEW MATERIALS CO LTD	9.14
SOC QUIMICA Y MINERA CHILE-B	3.28
SOCIETE BIC SA	1.55
SOCIETE GENERALE SA	0.69
SODEXO SA	0.28
SOFINA	0.17
SOFTBANK CORP	1.23
SOFTBANK GROUP CORP	4.34
SOFTCAT PLC	1.47
SOGEFI	0.05
SOHGO SECURITY SERVICES CO	0.12
S-OIL CORP	1.73
SOLAR A/S-B SHS	0.10
SOLAREDGE TECHNOLOGIES INC	3.02
SOLVAY SA	0.30
SOMFY SA	0.60
SOMPO HOLDINGS INC	0.43

PUBLIC EQUITIES INVESTMENTS

As at March 31, 2021 (unaudited)

ISSUER (common shares except as noted)	**MARKET VALUE** (C$ million)
SONIC HEALTHCARE LTD	0.40
SONOVA HOLDING AG-REG	28.78
SONY GROUP CORP	99.50
SOPRA STERIA GROUP	0.16
SOUTH32 LTD	0.34
SOUTHERN CO/THE	13.56
SOUTHERN COPPER CORP	3.09
SOUTHWEST AIRLINES CO	1.86
SPAR GROUP LIMITED/THE	0.46
SPAR NORD BANK A/S	0.54
SPAREBANK 1 NORD-NORGE	0.83
SPAREBANK 1 SOROST-NORGE	0.01
SPAREBANKEN MORE-CAP CERT	0.03
SPAREBANKEN OST	0.04
SPAREBANKEN VEST	0.03
SPARK NEW ZEALAND LTD	0.20
SPEEDY HIRE PLC	0.01
SPIN MASTER CORP-SUB VTG SHR	1.24
SPIRAX-SARCO ENGINEERING PLC	0.38
SPIRENT COMMUNICATIONS PLC	3.44
SPLUNK INC	4.47
SPROTT INC	1.11
SQUARE ENIX HOLDINGS CO LTD	0.18
SQUARE INC - A	17.98
SRI TRANG GLOVES THAILA-NVDR	0.61
SRISAWAD CORP PCL-CW25	0.01
SRISAWADCORP PCL - FOREIGN	1.09
SS&C TECHNOLOGIES HOLDINGS	3.32
SSAB AB - B SHARES	1.96
SSE PLC	0.68
SSR MINING INC	4.39
SSY GROUP LTD	0.46
ST JAMES'S PLACE PLC	3.23
STALEXPORT AUTOSTRADY SA	0.04
STALPRODUKT SA	0.02
STANDARD BANK GROUP LTD	12.17

PUBLIC EQUITIES INVESTMENTS

As at March 31, 2021 (unaudited)

ISSUER (common shares except as noted)	**MARKET VALUE** (C$ million)
STANDARD CHARTERED PLC	0.60
STANLEY BLACK & DECKER INC	6.59
STANLEY ELECTRIC CO LTD	0.12
STANTEC INC	19.38
STARBUCKS CORP	26.46
STATE BANK OF INDIA	54.92
STATE STREET CORP	6.10
STEEL DYNAMICS INC	2.20
STELLA-JONES INC	3.74
STELLANTIS NV	1.19
STERIS PLC	3.36
STHREE PLC	0.24
STMICROELECTRONICS NV	5.00
STO SE & CO. KGAA-PREF SHRS	0.16
STOCKLAND	0.26
STOLT-NIELSEN LTD	0.05
STONEX GROUP INC	28.27
STORA ENSO OYJ-R SHS	0.35

ISSUER (common shares except as noted)	**MARKET VALUE** (C$ million)
STRABAG SE-BR	0.62
STRAUMANN HOLDING AG-REG	0.43
STRYKER CORP	59.59
SUBARU CORP	0.40
SUESS MICROTEC SE	0.06
SUEZ	0.26
SUL AMERICA SA - UNITS	1.03
SUMCO CORP	0.20
SUMITOMO CHEMICAL CO LTD	0.27
SUMITOMO CORP	0.56
SUMITOMO DAINIPPON PHARMA CO	0.12
SUMITOMO ELECTRIC INDUSTRIES	0.37
SUMITOMO METAL MINING CO LTD	0.33
SUMITOMO MITSUI FINANCIAL GR	1.56
SUMITOMO MITSUI TRUST HOLDIN	0.39
SUMITOMO REALTY & DEVELOPMEN	0.36
SUMMIT INDUSTRIAL INCOME REI	33.07
SUN ART RETAIL GROUP LTD	0.85

PUBLIC EQUITIES INVESTMENTS

As at March 31, 2021 (unaudited)

ISSUER (common shares except as noted)	**MARKET VALUE** (C$ million)
SUN COMMUNITIES INC	3.32
SUN HUNG KAI PROPERTIES	11.95
SUN LIFE FINANCIAL INC	253.57
SUN PHARMACEUTICAL INDUS	3.67
SUNAC CHINA HOLDINGS LTD	5.88
SUNCOR ENERGY INC	233.18
SUNCORP GROUP LTD	0.33
SUNDRUG CO LTD	0.10
SUNNY OPTICAL TECH	8.69
SUNOPTA INC	2.81
SUNRUN INC	1.48
SUNTEC REIT	0.09
SUNTORY BEVERAGE & FOOD LTD	0.18
SUPERIOR PLUS CORP	8.40
SUPERMAX CORP BHD	0.16
SURGUTNEFTEGAS PJSC	1.75
SURGUTNEFTEGAS-PREFERENCE	2.06
SURGUTNEFTEGAS-SP ADR	2.25

ISSUER (common shares except as noted)	**MARKET VALUE** (C$ million)
SUZANO SA	4.86
SUZUKEN CO LTD	0.10
SUZUKI MOTOR CORP	0.55
SVB FINANCIAL GROUP	5.27
SVENSKA CELLULOSA AB SCA-B	0.35
SVENSKA HANDELSBANKEN-A SHS	10.98
SVOLDER AB-B	0.12
SWATCH GROUP AG/THE-BR	7.20
SWATCH GROUP AG/THE-REG	0.10
SWEDBANK AB - A SHARES	0.52
SWEDISH MATCH AB	13.19
SWIRE PACIFIC LTD - CL A	9.71
SWIRE PROPERTIES LTD	17.26
SWISS LIFE HOLDING AG-REG	0.49
SWISS PRIME SITE-REG	0.25
SWISS RE AG	0.92
SWISSCOM AG-REG	0.46
SWORD GROUP	0.29

PUBLIC EQUITIES INVESTMENTS

As at March 31, 2021 (unaudited)

ISSUER (common shares except as noted)	**MARKET VALUE** (C$ million)
SYDNEY AIRPORT	0.22
SYMRISE AG	0.51
SYNCHRONY FINANCIAL	4.40
SYNERGIE SA	0.10
SYNNEX TECHNOLOGY INTL CORP	1.38
SYNOPSYS INC	7.76
SYNOVUS FINANCIAL CORP	22.14
SYSCO CORP	7.86
SYSMEX CORP	0.60
T ROWE PRICE GROUP INC	8.01
T&D HOLDINGS INC	0.24
TAALERI OYJ	0.07
TABCORP HOLDINGS LTD	0.25
TAIHEIYO CEMENT CORP	0.11
TAISEI CORP	0.26
TAISHIN FINANCIAL HOLDING	2.47
TAISHO PHARMACEUTICAL HOLDIN	0.08
TAIWAN BUSINESS BANK	1.06
TAIWAN CEMENT	4.28
TAIWAN COOPERATIVE FINANCIAL	3.70
TAIWAN HIGH SPEED RAIL CORP	1.17
TAIWAN MOBILE CO LTD	3.04
TAIWAN SEMICONDUCTOR MANUFAC	836.87
TAIWAN SEMICONDUCTOR-SP ADR	172.19
TAKEDA PHARMACEUTICAL CO LTD	1.87
TAKE-TWO INTERACTIVE SOFTWRE	4.18
TAL EDUCATION GROUP- ADR	18.39
TANDEM DIABETES CARE INC	13.97
TARGET CORP	20.44
TATA CONSULTANCY SVCS LTD	69.65
TATA CONSUMER PRODUCTS LTD	2.80
TATA MOTORS LTD	3.75
TATA STEEL LTD	51.03
TATE & LYLE PLC	12.23
TATNEFT PAO-SPONSORED ADR	2.94
TATNEFT PJSC	5.99

PUBLIC EQUITIES INVESTMENTS

As at March 31, 2021 (unaudited)

ISSUER (common shares except as noted)	**MARKET VALUE** (C$ million)
TAYLOR WIMPEY PLC	0.30
TC ENERGY CORP	619.97
TCS GROUP HOLDING-GDR REG S	11.57
TDK CORP	0.57
TE CONNECTIVITY LTD	93.56
TEAMVIEWER AG	0.22
TECAN GROUP AG-REG	3.44
TECH MAHINDRA LTD	19.77
TECHTRONIC INDUSTRIES CO LTD	42.74
TECK RESOURCES LTD-CLS B	16.15
TEIJIN LTD	0.12
TELADOC HEALTH INC	4.33
TELE2 AB-B SHS	0.24
TELECOM ARGENTINA SA-SP ADR	0.25
TELECOM ITALIA SPA	0.15
TELECOM ITALIA-RSP	0.11
TELEDYNE TECHNOLOGIES INC	3.14
TELEFLEX INC	3.98

ISSUER (common shares except as noted)	**MARKET VALUE** (C$ million)
TELEFONICA BRASIL S.A.	2.12
TELEFONICA DEUTSCHLAND HOLDI	0.12
TELEFONICA SA	0.74
TELEKOM MALAYSIA BHD	0.89
TELENOR ASA	0.40
TELEPERFORMANCE	0.70
TELESITES SAB DE CV	0.74
TELEVISION FRANCAISE (T.F.1)	1.31
TELIA CO AB	0.35
TELKOM INDONESIA PERSERO TBK	18.95
TELSTRA CORP LTD	0.35
TELUS CORP	104.20
TELUS INTERNATIONAL CDA INC	17.41
TEMENOS AG - REG	0.32
TEMPUR SEALY INTERNATIONAL I	23.15
TENAGA NASIONAL BHD	2.98
TENARIS SA	0.17
TENCENT HOLDINGS LTD	697.83

PUBLIC EQUITIES INVESTMENTS

As at March 31, 2021 (unaudited)

ISSUER (common shares except as noted)	**MARKET VALUE** (C$ million)
TENCENT MUSIC ENTERTAINM-ADR	4.04
TERADYNE INC	4.17
TERMINIX GLOBAL HOLDINGS INC	29.15
TERNA-RETE ELETTRICA NAZIONA	0.35
TERNIUM SA-SPONSORED ADR	7.04
TERUMO CORP	0.77
TESCO PLC	0.80
TESLA INC	104.49
TESSENDERLO GROUP	0.23
TETHYS OIL AB	0.30
TEVA PHARMACEUTICAL-SP ADR	0.52
TEXAS INSTRUMENTS INC	74.02
TEXTRON INC	2.64
TFI INTERNATIONAL INC	27.28
THAI OIL PCL-FOREIGN	1.18
THAI OIL PCL-NVDR	10.83
THAI UNION GROUP PCL-F	0.79
THALES SA	0.35
THE FOSCHINI GROUP LTD	4.83
THE SHANGHAI COMMERCIAL & SA	2.64
THERMADOR GROUPE	0.03
THERMO FISHER SCIENTIFIC INC	115.10
THERMON GROUP HOLDINGS INC	13.84
THK CO LTD	0.14
THOMSON REUTERS CORP	81.98
THOR INDUSTRIES INC	18.99
THRACE PLASTICS HOLDING AND	0.05
TIGER BRANDS LTD	0.43
TIM SA	1.07
TINGYI (CAYMAN ISLN) HLDG CO	1.93
TIS INC	0.19
TITAN CO LTD	4.05
TJX COMPANIES INC	53.48
T-MOBILE US INC	25.91
TMX GROUP LTD	7.38
TOBU RAILWAY CO LTD	0.18

PUBLIC EQUITIES INVESTMENTS

As at March 31, 2021 (unaudited)

ISSUER (common shares except as noted)	**MARKET VALUE** (C$ million)
TOFAS TURK OTOMOBIL FABRIKA	3.46
TOHO CO LTD	0.16
TOHO GAS CO LTD	0.17
TOHOKU ELECTRIC POWER CO INC	0.13
TOKIO MARINE HOLDINGS INC	0.99
TOKMANNI GROUP CORP	0.75
TOKYO CENTURY CORP	0.10
TOKYO ELECTRIC POWER COMPANY	0.16
TOKYO ELECTRON LTD	2.07
TOKYO GAS CO LTD	0.28
TOKYU CORP	0.23
TOKYU FUDOSAN HOLDINGS CORP	0.12
TONGCHENG-ELONG HOLDINGS LTD	1.03
TOP GLOVE CORP BHD	0.72
TOPICUS.COM INC-SUB VOTING	11.87
TOPPAN INC	0.15
TOPSPORTS INTERNATIONAL HOLD	0.98
TORAY INDUSTRIES INC	0.29

ISSUER (common shares except as noted)	**MARKET VALUE** (C$ million)
TOREX GOLD RESOURCES INC	2.96
TOROMONT INDUSTRIES LTD	45.17
TORONTO-DOMINION BANK	679.58
TORRENT PHARMACEUTICALS LTD	0.96
TOSHIBA CORP	0.43
TOSOH CORP	0.16
TOTAL ACCESS COMM-FOREIGN	0.39
TOTALENERGIES SE	3.87
TOTO LTD	0.29
TOTVS SA	1.36
TOURMALINE OIL CORP	7.29
TOYA SA	0.03
TOYO SUISAN KAISHA LTD	0.12
TOYODA GOSEI CO LTD	0.07
TOYOTA INDUSTRIES CORP	0.43
TOYOTA MOTOR CORP	5.43
TOYOTA TSUSHO CORP	0.30
TPG TELECOM LTD	0.07

PUBLIC EQUITIES INVESTMENTS

As at March 31, 2021 (unaudited)

ISSUER (common shares except as noted)	**MARKET VALUE** (C$ million)
TRACTOR SUPPLY COMPANY	4.24
TRADE DESK INC/THE -CLASS A	5.63
TRADEWEB MARKETS INC-CLASS A	1.38
TRANE TECHNOLOGIES PLC	180.48
TRANSALTA CORP	3.15
TRANSALTA RENEWABLES INC	2.45
TRANSCONTINENTAL INC-CL A	1.80
TRANSDIGM GROUP INC	6.26
TRANSUNION	3.53
TRANSURBAN GROUP	9.73
TRAVELERS COS INC/THE	7.85
TRAVELSKY TECHNOLOGY LTD-H	1.18
TREASURY WINE ESTATES LTD	0.20
TREND MICRO INC	0.22
TRENT LTD	1.01
TREX COMPANY INC	36.13
TRICON RESIDENTIAL INC	2.78
TRIGANO SA	0.28

ISSUER (common shares except as noted)	**MARKET VALUE** (C$ million)
TRILLIUM THERAPEUTICS INC	6.34
TRIMAS CORP	15.13
TRIMBLE INC	4.01
TRIP.COM GROUP LTD-ADR	22.45
TRUE CORP PCL-FOREIGN	0.69
TRUIST FINANCIAL CORP	16.20
TRYG A/S	0.24
TSAKOS ENERGY NAVIGATION LTD	0.07
TSINGTAO BREWERY CO LTD-H	2.18
TSURUHA HOLDINGS INC	0.16
TUPRAS-TURKIYE PETROL RAFINE	0.25
TURK HAVA YOLLARI AO	0.17
TURK SISE VE CAM FABRIKALARI	0.22
TURK TRAKTOR VE ZIRAAT MAKIN	4.06
TURK TUBORG BIRA VE MALT	0.08
TURKCELL ILETISIM HIZMET AS	0.39
TURKIYE GARANTI BANKASI	9.72
TURKIYE IS BANKASI-C	0.17

PUBLIC EQUITIES INVESTMENTS

As at March 31, 2021 (unaudited)

ISSUER (common shares except as noted)	**MARKET VALUE** (C$ million)
TURQUOISE HILL RESOURCES LTD	2.23
TWILIO INC - A	9.86
TWITTER INC	10.44
TYLER TECHNOLOGIES INC	14.19
TYMAN PLC	0.24
TYSON FOODS INC-CL A	4.51
UBER TECHNOLOGIES INC	10.91
UBISOFT ENTERTAINMENT	21.06
U-BLOX HOLDING AG	0.21
UBS GROUP AG-REG	1.86
UCB SA	0.39
UDR INC	2.67
UGI CORP	1.76
ULTA BEAUTY INC	3.41
ULTRAPAR PARTICIPACOES SA	1.46
ULTRATECH CEMENT LTD	17.18
UMICORE	0.34
UNIBAIL-RODAMCO-WESTFIELD	0.36
UNICHARM CORP	0.55
UNICREDIT SPA	0.73
UNILEVER INDONESIA TBK PT	0.61
UNILEVER PLC	59.99
UNIMICRON TECHNOLOGY CORP	2.07
UNION PACIFIC CORP	43.79
UNIPER SE	0.25
UNIPOL GRUPPO SPA	4.01
UNI-PRESIDENT CHINA HOLDINGS	0.85
UNI-PRESIDENT ENTERPRISES CO	14.45
UNITED BANK LTD	0.62
UNITED INTERNET AG-REG SHARE	0.14
UNITED MICROELECTRONICS CORP	11.10
UNITED OVERSEAS BANK LTD	0.74
UNITED PARCEL SERVICE-CL B	31.65
UNITED RENTALS INC	11.50
UNITED SPIRITS LTD	1.20
UNITED TRACTORS TBK PT	0.46

PUBLIC EQUITIES INVESTMENTS

As at March 31, 2021 (unaudited)

ISSUER (common shares except as noted)	**MARKET VALUE** (C$ million)
UNITED URBAN INVESTMENT CORP	0.13
UNITED UTILITIES GROUP PLC	0.28
UNITEDHEALTH GROUP INC	327.35
UNIVAR SOLUTIONS INC	25.01
UNIVERSAL HEALTH SERVICES-B	13.98
UNIVERSAL ROBINA CORP	1.31
UOL GROUP LTD	0.11
UP GLOBAL SOURCING HOLDINGS	0.01
UPL LTD	2.33
UPM-KYMMENE OYJ	0.63
UPONOR OYJ	0.51
US BANCORP	15.45
USS CO LTD	0.14
VAIL RESORTS INC	2.41
VALE SA	79.57
VALE SA-SP ADR	32.62
VALEO	0.25
VALERO ENERGY CORP	6.03

ISSUER (common shares except as noted)	**MARKET VALUE** (C$ million)
VALVOLINE INC	30.91
VANGUARD HEALTH CARE ETF	5.64
VANGUARD INTERNATIONAL SEMI	1.83
VARIAN MEDICAL SYSTEMS INC	3.32
VATTI CORPORATION LTD-A	22.26
VECTURA GROUP PLC	0.07
VEDANTA LTD	3.11
VEEVA SYSTEMS INC-CLASS A	7.31
VEIDEKKE ASA	0.46
VENTAS INC	4.11
VENTURE CORP LTD	0.14
VENUS MEDTECH HANGZHOU INC-H	24.38
VENUSTECH GROUP INC-A	104.39
VEOLIA ENVIRONNEMENT	0.45
VERBUND AG	0.16
VEREIT INC	1.73
VERISIGN INC	4.21
VERISK ANALYTICS INC	5.62

PUBLIC EQUITIES INVESTMENTS

As at March 31, 2021 (unaudited)

ISSUER (common shares except as noted)	**MARKET VALUE** (C$ million)
VERIZON COMMUNICATIONS INC	49.64
VERKKOKAUPPA.COM OYJ	0.22
VERMILION ENERGY INC	4.53
VERTEX PHARMACEUTICALS INC	11.52
VESTAS WIND SYSTEMS A/S	1.32
VESTEL BEYAZ ESYA SANAYI VE	3.02
VESTEL ELEKTRONIK SANAYI	1.44
VF CORP	5.46
VIA S/A	1.46
VIACOMCBS INC - CLASS B	5.25
VIATRIS INC	3.55
VICI PROPERTIES INC	3.12
VICINITY CENTRES	0.16
VIEMED HEALTHCARE INC	0.67
VIENNA INSURANCE GROUP AG	0.27
VIFOR PHARMA AG	0.22
VILLAGE FARMS INTERNATIONAL	1.17
VINCI SA	1.74

ISSUER (common shares except as noted)	**MARKET VALUE** (C$ million)
VINDA INTERNATIONAL HOLDINGS	7.98
VIPSHOP HOLDINGS LTD - ADR	7.12
VIRBAC SA	1.57
VIRTU FINANCIAL INC-CLASS A	39.72
VISA INC-CLASS A SHARES	195.79
VISTRA CORP	1.60
VIVENDI	9.71
VMWARE INC-CLASS A	2.63
VODACOM GROUP LTD	0.99
VODAFONE GROUP PLC	1.59
VOESTALPINE AG	10.85
VOLKSWAGEN AG	0.41
VOLKSWAGEN AG-PREF	30.00
VOLVO AB-B SHS	32.71
VONOVIA SE	1.16
VONTOBEL HOLDING AG-REG	2.61
VOPAK	0.11
VORNADO REALTY TRUST	1.54

PUBLIC EQUITIES INVESTMENTS

As at March 31, 2021 (unaudited)

ISSUER (common shares except as noted)	**MARKET VALUE** (C$ million)
VOYA FINANCIAL INC	1.66
VP BANK AG-A	0.13
VTB BANK PJSC	0.99
VULCAN MATERIALS CO	4.61
WABTEC CORP	2.95
WACKER NEUSON SE	0.14
WALGREENS BOOTS ALLIANCE INC	8.33
WALMART DE MEXICO SAB DE CV	190.68
WALMART INC	39.71
WALSIN TECHNOLOGY CORP	1.49
WALT DISNEY CO/THE	107.54
WANHUA CHEMICAL GROUP CO -A	18.22
WANT WANT CHINA HOLDINGS LTD	1.96
WARSAW STOCK EXCHANGE	1.38
WARTSILA OYJ ABP	0.15
WASHINGTON H. SOUL PATTINSON	0.10
WASTE CONNECTIONS INC	126.75
WASTE MANAGEMENT INC	21.21

ISSUER (common shares except as noted)	**MARKET VALUE** (C$ million)
WATERS CORP	36.99
WATTS WATER TECHNOLOGIES-A	16.01
WAVESTONE	0.10
WAYFAIR INC- CLASS A	4.48
WEBSTER FINANCIAL CORP	29.23
WEC ENERGY GROUP INC	6.09
WECOMMERCE HOLDINGS LTD	9.44
WEG SA	13.88
WEIBO CORP-SPON ADR	26.43
WEICHAI POWER CO LTD-A	50.03
WEICHAI POWER CO LTD-H	2.57
WEIMOB INC	1.90
WELCIA HOLDINGS CO LTD	0.12
WELLS FARGO & CO	31.67
WELLTOWER INC	6.16
WENDEL	1.94
WESDOME GOLD MINES LTD	4.92
WESFARMERS LTD	1.49

PUBLIC EQUITIES INVESTMENTS

As at March 31, 2021 (unaudited)

ISSUER (common shares except as noted)	**MARKET VALUE** (C$ million)
WEST FRASER TIMBER CO LTD	58.03
WEST JAPAN RAILWAY CO	0.30
WEST PHARMACEUTICAL SERVICES	14.21
WESTERN ALLIANCE BANCORP	21.98
WESTERN DIGITAL CORP	4.18
WESTERN UNION CO	2.09
WESTON (GEORGE) LTD	2.68
WESTPAC BANKING CORP	2.20
WESTPORT FUEL SYSTEMS INC	1.16
WESTPORTS HOLDINGS BHD	0.47
WESTROCK CO	2.81
WESTSHORE TERMINALS INVESTME	0.86
WEX INC	27.14
WEYERHAEUSER CO	5.48
WH GROUP LTD	20.95
WHARF HOLDINGS LTD	2.18
WHARF REAL ESTATE INVESTMENT	0.31
WHEATON PRECIOUS METALS CORP	103.80

ISSUER (common shares except as noted)	**MARKET VALUE** (C$ million)
WHIRLPOOL CORP	2.84
WHITBREAD PLC	0.31
WHITECAP RESOURCES INC	48.97
WIENERBERGER AG	1.67
WILLIAMS COS INC	5.93
WILLIS TOWERS WATSON PLC	6.08
WILMAR INTERNATIONAL LTD	0.27
WIN SEMICONDUCTORS CORP	2.50
WINBOND ELECTRONICS CORP	1.67
WINPAK LTD	1.54
WIPRO LTD	35.51
WISETECH GLOBAL LTD	0.11
WISTRON CORP	1.80
WIWYNN CORP	1.26
WIX.COM LTD	0.63
WM MORRISON SUPERMARKETS	0.21
WOLTERS KLUWER	15.22
WONIK IPS CO LTD	18.84

PUBLIC EQUITIES INVESTMENTS

As at March 31, 2021 (unaudited)

ISSUER (common shares except as noted)	**MARKET VALUE** (C$ million)
WOODSIDE PETROLEUM LTD	0.57
WOOLWORTHS GROUP LTD	1.29
WOOLWORTHS HOLDINGS LTD	0.60
WOORI FINANCIAL GROUP INC	2.58
WORKDAY INC-CLASS A	9.22
WORLDLINE SA	0.66
WP CAREY INC	2.55
WPG HOLDINGS LTD	1.48
WPP PLC	8.19
WPT INDUSTRIAL REAL ESTATE I	1.76
WR BERKLEY CORP	2.21
WSP GLOBAL INC	91.21
WSP GLOBAL SUB RECEIPTS	64.29
WUESTENROT & WUERTTEMBERG	0.10
WULIANGYE YIBIN CO LTD-A	66.08
WUXI APPTEC CO LTD-H	2.91
WUXI BIOLOGICS CAYMAN INC	58.44
WW GRAINGER INC	3.76
WYNN MACAU LTD	0.12
WYNN RESORTS LTD	2.66
WYNNSTAY GROUP PLC	0.10
X 5 RETAIL GROUP NV-REGS GDR	6.61
XCEL ENERGY INC	7.20
XERO LTD	0.38
XIAOMI CORP-CLASS B	25.39
XILINX INC	6.25
XINJIANG GOLDWIND SCI&TEC-H	0.75
XINYI GLASS HOLDINGS LTD	0.21
XINYI SOLAR HOLDINGS LTD	3.74
XPENG INC - ADR	3.30
XPO LOGISTICS INC	2.32
XTEP INTERNATIONAL HOLDINGS	8.49
XYLEM INC	3.90
YADEA GROUP HOLDINGS LTD	1.26
YAGEO CORPORATION	1.17
YAKULT HONSHA CO LTD	0.23

PUBLIC EQUITIES INVESTMENTS

As at March 31, 2021 (unaudited)

ISSUER (common shares except as noted)	**MARKET VALUE** (C$ million)
YAMADA HOLDINGS CO LTD	0.13
YAMAHA CORP	0.25
YAMAHA MOTOR CO LTD	0.24
YAMANA GOLD INC	5.88
YAMATO HOLDINGS CO LTD	0.28
YAMAZAKI BAKING CO LTD	0.08
YANDEX NV-A	17.37
YANZHOU COAL MINING CO-H	0.97
YAPI VE KREDI BANKASI	0.14
YARA INTERNATIONAL ASA	0.30
YASKAWA ELECTRIC CORP	0.38
YATAS YATAK VE YORGAN SAN. T	3.02
YDUQS PARTICIPACOES SA	4.38
YES BANK LTD	1.16
YETI HOLDINGS INC	26.30
YIHAI INTERNATIONAL HOLDING	2.62
YOKOGAWA ELECTRIC CORP	0.14
YONGHUI SUPERSTORES CO LTD-A	14.93

ISSUER (common shares except as noted)	**MARKET VALUE** (C$ million)
YOUGOV PLC	0.44
YPF S.A.-SPONSORED ADR	0.38
YUANTA FINANCIAL HOLDING CO	4.09
YUEXIU PROPERTY CO LTD	0.86
YUHAN CORP	1.48
YUM CHINA HOLDINGS INC	76.58
YUM! BRANDS INC	6.72
YUNNAN BAIYAO GROUP CO LTD-A	10.10
YUNNAN ENERGY NEW MATERIAL-A	32.19
Z HOLDINGS CORP	0.43
ZAI LAB LTD	3.94
ZAI LAB LTD-ADR	5.01
ZALANDO SE	0.49
ZEBRA TECHNOLOGIES CORP-CL A	5.34
ZEE ENTERTAINMENT ENTERPRISE	5.83
ZENDESK INC	3.18
ZHAOJIN MINING INDUSTRY - H	0.52
ZHEJIANG DINGLI MACHINERY -A	5.75

PUBLIC EQUITIES INVESTMENTS

As at March 31, 2021 (unaudited)

ISSUER (common shares except as noted)	**MARKET VALUE** (C$ million)
ZHEJIANG EXPRESSWAY CO-H	0.67
ZHEJIANG HUACE FILM & TV-A	17.44
ZHEJIANG RUNTU CO LTD-A	3.38
ZHEJIANG SANHUA INTELLIGEN-A	20.87
ZHEJIANG SATELLITE PETROCH-A	25.28
ZHEJIANG SUPOR CO LTD -A	7.05
ZHEN DING TECHNOLOGY HOLDING	19.15
ZHENRO PROPERTIES GROUP LTD	0.59
ZHONGAN ONLINE P&C INSURAN-H	1.23
ZHONGSHENG GROUP HOLDINGS	2.17
ZHUZHOU CRRC TIMES ELECTRI-H	1.10
ZIJIN MINING GROUP CO LTD-H	3.77
ZILLOW GROUP INC - A	1.64
ZILLOW GROUP INC - C	3.99
ZIMMER BIOMET HOLDINGS INC	6.83
ZOETIS INC	15.42
ZOOM VIDEO COMMUNICATIONS-A	12.93
ZOOMLION HEAVY INDUSTRY - H	1.02
ZOOMLION HEAVY INDUSTRY S-A	37.77
ZOZO INC	0.11
ZSCALER INC	2.60
ZTE CORP-H	1.04
ZTO EXPRESS CAYMAN INC-ADR	6.37
ZUMTOBEL GROUP AG	0.12
ZURICH INSURANCE GROUP AG	2.10

TimberWest Forest Corporation

Infrastructure & Renewable Resources

Managing $20.0 billion in long-life assets, the infrastructure & renewable resources program pursues direct investments globally in businesses that provide essential services and are necessary for growth and development of economies and communities. The infrastructure portfolio is made up of regulated utilities, transportation assets, power, and telecommunications. We also hold select renewable resources investments in timberlands, farmlands, and agri-businesses. The total portfolio represents 10.0 per cent of BCI's total assets under management.

INFRASTRUCTURE & RENEWABLE RESOURCES INVESTMENTS

As at March 31, 2021 (unaudited)

DIRECT & CO-INVESTMENTS

AG PARTNERS CAPITAL LLC	LINX CARGO CARE
ARTERIS	LUMIN
CLECO PARTNERS L.P.	NOVA TRANSPORTADORA DO SUDESTE
CORIX INFRASTRUCTURE INC.	OPEN GRID EUROPE
CZECH GAS NETWORKS	PACIFIC NATIONAL
ENDEAVOUR ENERGY	PATRICK TERMINALS
GCT GLOBAL CONTAINER TERMINALS INC.	PUGET ENERGY INC.
INTRANSIT BC LIMITED PARTNERSHIP (RAV)	SUMMIT DIGITEL
ISAGEN SA	TEAYS RIVER
ISLAND TIMBERLANDS	THAMES WATER

INFRASTRUCTURE & RENEWABLE RESOURCES INVESTMENTS

As at March 31, 2021 (unaudited)

DIRECT & CO-INVESTMENTS

TIMBERWEST FOREST CORPORATION
TRANSELEC S.A.
TRENCAP L.P.
TEXMARK TIMBER TREASURY
VITERRA

FUND INVESTMENTS

ACTIS LONG LIFE INFRASTRUCTURE FUND
ARCLIGHT ENERGY PARTNERS FUND III, L.P.
ARCLIGHT ENERGY PARTNERS FUND IV, L.P.
ARCLIGHT ENERGY PARTNERS FUND V, L.P.
ARCLIGHT ENERGY PARTNERS FUND VI, L.P.
AZIMUTH ENERGY PARTNERS II FUND
BONNEFIELD CANADIAN FARMLAND L.P. III
BROOKFIELD BRAZIL TIMBER FUND
BROOKFIELD INFRASTUCTURE FUND I
BROOKFIELD INFRASTRUCTURE FUND II
BROOKFIELD INFRASTRUCTURE FUND III-D
BROOKFIELD INFRASTRUCTURE FUND VI
BROOKFIELD SUPER CORE INFRASTRUCTURE FUND
ENERGY CAPITAL PARTNERS FUND I
FIRST RESERVE FUND XI
HIGHSTAR CAPITAL III PRISM FUND, L.P.
HIGHSTAR CAPITAL IV PRISM FUND, L.P.
JOHN HANCOCK I L.P.
MACQUARIE EUROPEAN INFRASTRUCTURE FUND
MACQUARIE EUROPEAN INFRASTRUCTURE FUND II
MACQUARIE EUROPEAN INFRASTRUCTURE FUND IV
MACQUARIE EUROPEAN INFRASTRUCTURE FUND V
MACQUARIE INFRASTRUCTURE PARTNERS FUND
MACQUARIE INFRASTRUCTURE PARTNERS III
MACQUARIE INFRASTRUCTURE PARTNERS FUND IV
PAINE SCHWARTZ FOOD CHAIN FUND V B, L.P.
TIAA-CREF GLOBAL AGRICULTURE I
TIAA-CREF GLOBAL AGRICULTURE II



Pilot Freight Services

Private Equity

Our private equity portfolio represents $20.7 billion of long-term capital in high-quality companies around the globe. Our program is well diversified by both geography and sector and we invest directly in companies and indirectly via funds. We make significant minority and control investments across a variety of industry sectors, with specializations in business services, consumer, financial services, healthcare, industrials, and technology, media and telecommunications. Our private equity assets account for 10.4 per cent of our total managed assets.

PRIVATE EQUITY INVESTMENTS

As at March 31, 2021 (unaudited)

DIRECT & CO-INVESTMENTS

AHT COOLING SYSTEMS GMBH	CTBX INTERNATIONAL S.A.R.L
ALLIED S.A.	DOOSAN MACHINE TOOLS BG
ATL II ROCK IT CO-INVEST, LP	D-WAVE SYSTEMS INC.
AZALEA PARENT HOLDINGS LP	ELLUCIAN INC.
BGH HOLDCO A PTY LTD	EMDEON INC.
BLACKWOOD NEWCO LIMITED	ESS CO-INVEST LP
BMS INVESTMENT HOLDING COMPANY LIMITED	FIREWALL HOLDING S.A.R.L
CINVEN SATURN LIMITED PARTNERSHIP	GLOBAL GOURMET SERVICES CO., LTD.
CLEARMACRO LIMITED	GREENHEART GAS, LLC
CLICKSOFTWARE TECHNOLOGIES	GRUPPO COIN S.P.A.

PRIVATE EQUITY INVESTMENTS

As at March 31, 2021 (unaudited)

DIRECT & CO-INVESTMENTS

HAYFIN SAPPHIRE LP	PT MAC SARANA DJAYA
HAYFIN CAPITAL MANAGEMENT LLP	REFRESCO GROUP N.V.
HAYFIN EMERALD LP	SCHENCK PROCESS
HEALTHCARE TECHNOLOGY HOLDINGS INC.	SEARCHLIGHT CAPITAL II MLN CO-INVEST PARTNERS, L.P.
HG SECULAR CO-INVEST L.P.	SEARCHLIGHT CAPITAL III CVL CO-INVEST PARTNERS LP
HT GLOBAL CO-INVESTMENT, L.P.2	SEARCHLIGHT CAPITAL II OPT CO-INVEST PARTNERS, L.P.
IMMUCOR INC.	SELIGE POOLING SARL
INGHAM ENTERPRISES PTY LIMITED	SPRINGS WINDOW FASHIONS
INTERNATIONAL AUTOMOTIVE COMPONENTS	SURFACES SLP
KNIGHT CO-INVESTMENT LP	TERVITA CORPORATION
MCGRAW-HILL EDUCATION	CHINDEX INTERNATIONAL
MEDICAL PARK	UNIVERSAL RAIL SYSTEMS INC.
OBERTHUR TECHNOLOGIES	VERIFONE SYSTEMS INC.
ORIENTAL BREWERY	VALENCE SURFACE TECHNOLOGIES
PERCEPTRONIX MEDICAL INC.	WATERLOGIC GROUP HOLDINGS LIMITED
PHOTONIC INC.	ZIYLAN GRUPE
PILOT AIR FREIGHT LLC	

PRIVATE EQUITY INVESTMENTS

As at March 31, 2021 (unaudited)

FUND INVESTMENTS

ADAMS STREET 2010 US FUND, SERIES B L.P.	AEA INVESTORS FUND VI, L.P.
ADAMS STREET PARTNERS 2008 NON-US FUND L.P.	AEA INVESTORS FUND VII, L.P.
ADAMS STREET PARTNERS 2008 US FUND L.P.	AEROSPACE, TRANSPORTATION AND LOGISTICS FUND II, L.P.
ADAMS STREET PARTNERS GLOBAL OPPORTUNITIES SECONDARY FUND II L.P.	AFFINITY ASIA PACIFIC FUND III, L.P.
ADAMS STREET PARTNERSHIP FUND - 2006 DIRECT FUND L.P.	APAX IX USD, L.P.
ADAMS STREET PARTNERSHIP FUND - 2006 US FUND L.P.	APAX X USD GP, L.P.
ADF (FEEDER) L.P.	ARCADIA ASIA INVESTORS, L.P.
ADVENT CENTRAL AND EASTERN EUROPE FUND IV-D L.P.	ARCADIA ASIA INVESTORS, L.P. - SIDECAR
ADVENT GLOBAL TECHNOLOGY-D, L.P.	ASIA PACIFIC GROWTH FUND III, L.P.
ADVENT INTERNATIONAL GPE IX-H, L.P.	ASIAVEST OPPORTUNITIES FUND IV, L.P.
ADVENT INTERNATIONAL GPE V-A, L.P.	AVALON PE INVESTMENTS, L.P.
ADVENT INTERNATIONAL GPE VIII-A, L.P.	AVALON PE INVESTMENTS, L.P. - SIDECAR
ADVENT LATIN AMERICAN PRIVATE EQUITY FUND III, L.P.	AVALON PE INVESTMENTS, L.P. - SIDECAR II
ADVENT LATIN AMERICAN PRIVATE EQUITY FUND IV-G, L.P.	AVISTA CAPITAL PARTNERS (OFFSHORE) IV, L.P.
ADVENT LATIN AMERICAN PRIVATE EQUITY FUND V-E, L.P.	AVISTA CAPITAL PARTNERS (OFFSHORE) V, L.P.
ADVENT LATIN AMERICAN PRIVATE EQUITY FUND VI-G, L.P.	BAIN CAPITAL ASIA FUND IV, L.P.
ADVENT LATIN AMERICAN PRIVATE EQUITY FUND VII-B SCSP	BAIN CAPITAL EUROPE FUND V, SCSP
AEA INVESTORS FUND V, L.P.	BAIN CAPITAL FUND XI, L.P.

PRIVATE EQUITY INVESTMENTS

As at March 31, 2021 (unaudited)

FUND INVESTMENTS

BAIN CAPITAL FUND XII, L.P.	CARLYLE GLOBAL FINANCIAL SERVICES PARTNERS III, L.P.
BAIN CAPITAL FUND XIII, L.P.	CASTLELAKE FUND I, L.P.
BARING ASIA PRIVATE EQUITY FUND VII, L.P.	CASTLELAKE FUND II, L.P.
BGH CAPITAL OFFSHORE I, L.P.	CASTLELAKE III, L.P.
BIRCH HILL EQUITY PARTNERS II, L.P.	CASTLELAKE IV, L.P.
BOYU CAPITAL FUND V, LP	CASTLELAKE OPPORTUNITIES FUND II, L.P.
BOYU CAPITAL GROWTH FUND I, LP	CASTLELAKE V, L.P.
BRINSON PARTNERSHIP FUND	CELTIC HOUSE VENTURE PARTNERS FUND III, L.P.
BGH CAPITAL OFFSHORE I, L.P.	CINVEN FIFTH FUND, L.P.
BROOKFIELD CAPITAL PARTNERS FUND II (PC), L.P.	CINVEN SEVENTH FUND
BROOKFIELD CAPITAL PARTNERS FUND III, L.P.	CINVEN SIXTH FUND
BROOKFIELD CAPITAL PARTNERS IV, L.P.	CINVEN STRATEGIC FINANCIALS FUND L.P.
BROOKFIELD CAPITAL PARTNERS V, L.P.	CINVEN THIRD FUND
CAI CAPITAL PARTNERS & CO. III, L.P.	CORSAIR V FINANCIAL SERVICES CAPITAL PARTNERS, L.P.
CANAAN EQUITY II L.P. (QP)	CVC CAPITAL PARTNERS ASIA PACIFIC IV, L.P.
CANAAN IX, L.P.	CVC CAPITAL PARTNERS ASIA PACIFIC V, L.P.
CANAAN VIII, L.P.	CVC CAPITAL PARTNERS ASIA PACIFIC III, L.P.
CANAAN X, L.P.	CVC CAPITAL PARTNERS VI, L.P.

PRIVATE EQUITY INVESTMENTS

As at March 31, 2021 (unaudited)

FUND INVESTMENTS

CVC CAPITAL PARTNERS VII, L.P.	GREEN EQUITY INVESTORS VII, L.P.
CVC CAPITAL PARTNERS VIII (A) L.P.	GREEN EQUITY INVESTORS VIII, L.P.
CVC EUROPEAN EQUITY PARTNERS IV, L.P.	GREENSTONE VENTURE PARTNERS, L.P.
CVC EUROPEAN EQUITY PARTNERS V, L.P.	GTCR FUND XI, L.P.
EPIC FUND I SIDECAR, SLP	GTCR FUND XII, L.P.
EPIC FUND I, SLP	GTCR FUND XIII/C LP
EPIC FUND II, SLP	HARBOURVEST INTERNATIONAL PRIVATE EQUITY PARTNERS III - PARTNERSHIP FUND, L.P.
FOUNTAINVEST CHINA GROWTH CAPITAL FUND II, L.P.	HARBOURVEST INTERNATIONAL PRIVATE EQUITY PARTNERS IV - DIRECT FUND L.P.
THE FOURTH CINVEN FUND	HARBOURVEST INTERNATIONAL PRIVATE EQUITY PARTNERS V - PARTNERSHIP FUND, LP
FRANCISCO PARTNERS AGILITY II-A, L.P.	HARBOURVEST INTERNATIONAL PRIVATE EQUITY PARTNERS VI - CAYMAN ASIA PACIFIC FUND, L.P.
FRANCISCO PARTNERS II, L.P.	HARBOURVEST INTERNATIONAL PRIVATE EQUITY PARTNERS VI - EUROPEAN SMALL-MEDIUM BUYOUT FUND, L.P.
FRANCISCO PARTNERS III, L.P.	HARBOURVEST PARTNERS IX - CAYMAN VENTURE FUND, L.P.
FRANCISCO PARTNERS IV-A, L.P.	HARBOURVEST PARTNERS SECONDARY OVERFLOW FUND, L.P.
FRANCISCO PARTNERS V, L.P.	HARBOURVEST PARTNERS V - PARTNERSHIP FUND L.P.
FRANCISCO PARTNERS VI-A, L.P.	HARBOURVEST PARTNERS VI - DIRECT FUND L.P.
GAMUT INVESTMENT FUND I, L.P.	HARBOURVEST PARTNERS VI - PARTNERSHIP FUND
GREEN EQUITY INVESTORS V, L.P.	HARBOURVEST PARTNERS VII - BUYOUT HOLDING FUND, L.P.
GREEN EQUITY INVESTORS VI, L.P.	HARBOURVEST PARTNERS VII - CAYMAN VENTURE FUND L.P.

PRIVATE EQUITY INVESTMENTS

As at March 31, 2021 (unaudited)

FUND INVESTMENTS

HARBOURVEST PARTNERS VIII - CAYMAN VENTURE FUND, L.P.
HAYFIN PRIVATE EQUITY FUNDS
HAYFIN SAPPHIRE III-A
HAYFIN SPECIAL OPPORTUNITIES FUND II L.P.
HAYFIN SOF III EUR FEEDER SCSP
HAYFIN SAPPHIRE III LP (YIELDCO INVESTMENTS)
HELLMAN & FRIEDMAN CAPITAL PARTNERS VI, L.P.
HELLMAN & FRIEDMAN CAPITAL PARTNERS VII, L.P.
HELLMAN & FRIEDMAN CAPITAL PARTNERS VIII (PARALLEL), L.P.
HELLMAN & FRIEDMAN CAPITAL PARTNERS IX, L.P.
HG SATURN 2 B L.P.
INDIA VALUE FUND V, L.P.
JADE EQUITY INVESTORS, L.P.
LONE STAR FUND X (BERMUDA), L.P.
LONE STAR FUND XI, L.P.
MBK PARTNERS FUND IV, L.P.
MBK FUND V, L.P.
MBK PARTNERS SPECIAL SITUATIONS HOLDINGS I, L.P.
MBK PARTNERS SPECIAL SITUATIONS HOLDINGS II, L.P.
MCLEAN WATSON SOFTECH L.P. 1
MCLEAN WATSON VENTURES II, L.P. (1998)
MWI & PARTNERS MERCHANT BANKING FUND L.P. 1
NEW MOUNTAIN PARTNERS V, L.P.
NEW MOUNTAIN PARTNERS VI, L.P.
NEWSTONE CAPITAL PARTNERS II, L.P.
NEWSTONE CAPITAL PARTNERS III, L.P.
NEWSTONE CAPITAL PARTNERS IV, L.P.
NEXUS POINT PARTNERS I, L.P.
NORTHSTAR EQUITY FUND IV LIMITED
NORTHSTAR EQUITY PARTNERS III, LTD.
OAKTREE EUROPEAN PRINCIPAL FUND III, L.P.
OAKTREE EUROPEAN PRINCIPAL OPPORTUNITIES II, L.P.
OAKTREE OPPORTUNITIES FUND IX, L.P.
OAKTREE OPPORTUNITIES FUND X, L.P.
OAKTREE OPPORTUNITIES FUND XB, L.P.
OAKTREE PRINCIPAL FUND V, L.P.

PRIVATE EQUITY INVESTMENTS

As at March 31, 2021 (unaudited)

FUND INVESTMENTS

OAKTREE PRINCIPAL OPPORTUNITIES FUND IV, L.P.	POLARIS VENTURE PARTNERS V, L.P.
ORCHID ASIA FUND VI, L.P.	POLARIS VENTURE PARTNERS VI, L.P.
PAI EUROPE V	PRESERVATION CAPITAL PARTNERS FUND I L.P.
PAI EUROPE VI	RFG PRIVATE EQUITY LIMITED PARTNERSHIP NO. 1
PAI EUROPE VII	RRJ CAPITAL MASTER FUND III, L.P.
PAI MID-MARKET FUND SCSP	RRJ CAPITAL MASTER FUND IV, L.P.
PANGAEA ONE, L.P.	SEARCHLIGHT OPPORTUNITIES FUND, L.P.
PANGAEA TWO PARALLEL, LP	SEARCHLIGHT CAPITAL PARTNERS III, L.P.
PANTHEON ASIA FUND II LIMITED	SPRING LANE CAPITAL OFFSHORE FUND I
PANTHEON USA FUND III LIMITED	TA ATLANTIC AND PACIFIC VII-B L.P.
PANTHEON USA FUND IV LIMITED	TA XI, L.P.
PENFUND CAPITAL FUND III, L.P.	TA XII, L.P.
PENFUND CAPITAL FUND IV, L.P.	TA XIII-B, L.P.
PENFUND CAPITAL FUND V-C LIMITED PARTNERSHIP	THL AUTOMATION PARALLEL FUND, L.P.
PENFUND CAPITAL FUND VI, L.P.	THL EQUITY FUND VII INVESTORS CSAFE GLOBAL
PINEBRIDGE GLOBAL EMERGING MARKETS PARTNERS, L.L.C	THOMAS H. LEE PARALLEL FUND IX, L.P. (DELAWARE LP)
POLARIS PARTNERS VII, L.P.	TPG PARTNERS VI, L.P.
POLARIS VENTURE PARTNERS III, L.P.	TRIWEST CAPITAL GROWTH FUND LIMITED PARTNERSHIP NO. II

PRIVATE EQUITY INVESTMENTS

As at March 31, 2021 (unaudited)

FUND INVESTMENTS

TRIWEST CAPITAL PARTNERS III, L.P.
TRIWEST CAPITAL PARTNERS IV, L.P.
TRIWEST CAPITAL PARTNERS V, L.P.
TURKISH PRIVATE EQUITY FUND III, L.P.
VANEDGE CAPITAL I, L.P.
VENTURES WEST 8 LIMITED PARTNERSHIP
WAYZATA OPPORTUNITIES FUND II, L.P.
WAYZATA OPPORTUNITIES FUND III, L.P.
YALETOWN VENTURES I, L.P.
YALETOWN VENTURES II, L.P.

Valhalla Town Square, Etobicoke, ON

Mortgages

BCI's $7.0 billion mortgage portfolio is managed by QuadReal Property Group (QuadReal), a Canadian investment, development, and management company owned by BCI. As a significant lender to the commercial real estate industry, QuadReal provides commercial financing in Canada and the United States, focusing on direct mortgage investments through construction, fixed term, and mezzanine financing. The mortgages portfolio holds 3.5 per cent of our total managed assets.

MORTGAGES INVESTMENTS

As at March 31, 2021 (unaudited)

CANADIAN PROPERTY TYPE/PROVINCE	MARKET VALUE (C$ million)
INDUSTRIAL	
AB	58.85
BC	42.53
ON	100.82
OFFICE	
AB	178.66
BC	116.26
MB	14.29
ON	522.15
SK	15.01

CANADIAN PROPERTY TYPE/PROVINCE	MARKET VALUE (C$ million)
RESIDENTIAL	
AB	43.68
BC	810.28
ON	829.70
SUBTOTAL	1683.66
RETAIL	
AB	48.86
BC	350.10
ON	112.28

MORTGAGES INVESTMENTS

As at March 31, 2021 (unaudited)

CANADIAN PROPERTY TYPE/PROVINCE	MARKET VALUE (C$ million)
OTHER	
AB	18.64
BC	125.01
ON	75.29
SK	155.26
VARIOUS PROPERTY LOCATIONS	30.44

UNITED STATES PROPERTY TYPE/STATE	MARKET VALUE (C$ million)
HOSPITALITY	
FL	73.97
INDUSTRIAL	
DE	81.48
IL	54.18
OFFICE	
TN	131.81
TX	44.58
WA	44.78
UT	9.13

UNITED STATES PROPERTY TYPE/STATE	MARKET VALUE (C$ million)
RESIDENTIAL	
CT	318.65
FL	83.53
NJ	231.47
NY	179.35
TN	100.79
RETAIL	
FL	377.52
TN	158.94
TX	253.67
OTHER	
VARIOUS PROPERTY LOCATIONS	920.57



The Post, Vancouver, BC

Real Estate

QuadReal also manages BCI's $28.5 billion real estate portfolio. With investment opportunities in Canadian and global real estate, the program includes a strategic mix of premium assets ranging from office, industrial, multi-residential and retail, to land lease communities. QuadReal invests in public and private debt and equity markets across the lifecycle of properties, from pre-development through to stabilization. They invest directly, via partnerships, and through operating companies in which they hold an ownership interest. Real estate investments account for 14.3 per cent of our total assets under management.

REAL ESTATE INVESTMENTS

As at March 31, 2021 (unaudited)

CANADIAN INVESTMENTS	LOCATION	PROVINCE
HOSPITALITY		
ALBERTA BOOT SITE	CALGARY	AB
INDUSTRIAL		
72ND AVENUE BUSINESS CENTRE	CALGARY	AB
CHURCH LANDS	CALGARY	AB
DISCOVERY PARK	CALGARY	AB
EAST FOOTHILLS	CALGARY	AB
FOOTHILLS NORTH INDUSTRIAL	CALGARY	AB
NOSE CREEK BUSINESS PARK - DEVELOPMENT	CALGARY	AB

CANADIAN INVESTMENTS	LOCATION	PROVINCE
NOSE CREEK BUSINESS PARK	CALGARY	AB
HENDAY COMMON - DEVELOPMENT	EDMONTON	AB
HENDAY COMMON	EDMONTON	AB
TRANSPORT DEPOT	EDMONTON	AB
YEG2	EDMONTON	AB
109 BRAID STREET	GREATER VANCOUVER AREA	BC
3000 EAST BROADWAY	GREATER VANCOUVER AREA	BC
401 BUSINESS CENTRE	GREATER VANCOUVER AREA	BC
83, 89, 95 BRAID STREET	GREATER VANCOUVER AREA	BC

REAL ESTATE INVESTMENTS

As at March 31, 2021 (unaudited)

CANADIAN INVESTMENTS	LOCATION	PROVINCE
BRIGHOUSE	GREATER VANCOUVER AREA	BC
IMPERIAL SQUARE LAKE CITY	GREATER VANCOUVER AREA	BC
LANGLEY DISTRIBUTION CTR	GREATER VANCOUVER AREA	BC
MT LEHMAN ROAD	GREATER VANCOUVER AREA	BC
NORTHWOODS BUSINESS PARK	GREATER VANCOUVER AREA	BC
INKSBROOK INDUSTRIAL PARK - DEVELOPMENT	WINNIPEG	MB
INKSBROOK INDUSTRIAL PARK	WINNIPEG	MB
INKSTER INDUSTRIAL PARK	WINNIPEG	MB
SOUTH WINNIPEG INDUSTRIAL PARK	WINNIPEG	MB
ST JAMES BUSINESS PARK	WINNIPEG	MB
ST. BONIFACE INDUSTRIAL PARK	WINNIPEG	MB
ST. JAMES INDUSTRIAL PARK	WINNIPEG	MB
1 STEELECASE RD.	GREATER TORONTO AREA	ON
12635 STEELES AVENUE	GREATER TORONTO AREA	ON
145 CARRIER DR.	GREATER TORONTO AREA	ON
16409 STEELES AVE	GREATER TORONTO AREA	ON
1850 DERRY ROAD	GREATER TORONTO AREA	ON

CANADIAN INVESTMENTS	LOCATION	PROVINCE
60 BIRMINGHAM STREET	GREATER TORONTO AREA	ON
8925 TORBRAM RD.	GREATER TORONTO AREA	ON
DIXIE BUSINESS PARK I	GREATER TORONTO AREA	ON
DIXIE BUSINESS PARK II	GREATER TORONTO AREA	ON
DIXIE BUSINESS PARK IV	GREATER TORONTO AREA	ON
HALTON HILLS - DEVELOPMENT	GREATER TORONTO AREA	ON
HALTON HILLS	GREATER TORONTO AREA	ON
INTERCHANGE DEVELOPMENT	GREATER TORONTO AREA	ON
INTERCHANGE INDUST PORTFOLIO	GREATER TORONTO AREA	ON
KENNEDY-KENWAY BP	GREATER TORONTO AREA	ON
MENKES - OAKVILLE	GREATER TORONTO AREA	ON
MISSISSAUGA GATEWAY CENTRE	GREATER TORONTO AREA	ON
MISSISSAUGA PORTFOLIO	GREATER TORONTO AREA	ON
MNBP FLEX	GREATER TORONTO AREA	ON
MNBP SINGLE TENANT	GREATER TORONTO AREA	ON
OAKVILLE LANDS	GREATER TORONTO AREA	ON
RICHMOND HILL INDUSTRIAL	GREATER TORONTO AREA	ON

REAL ESTATE INVESTMENTS

As at March 31, 2021 (unaudited)

CANADIAN INVESTMENTS	LOCATION	PROVINCE
VICTORIA DENISON BP	GREATER TORONTO AREA	ON
WESTERN BUSINESS PARK	GREATER TORONTO AREA	ON
LAND LEASE		
EVERGREEN	EDMONTON	AB
MAPLE OAK RIDGE	EDMONTON	AB
SHADYBROOK	EDMONTON	AB
COACHMAN VILLAGE	GRANDE PRAIRIE	AB
SILVER POINTE VILLAGE	GRANDE PRAIRIE	AB
TRUMPETER	GRANDE PRAIRIE	AB
WILLOW PARK ESTATES	LEDUC	AB
BRIDGE VILLA	LETHBRIDGE	AB
CRESTWOOD	MEDICINE HAT	AB
SOUTHVIEW VILLAGE	MEDICINE HAT	AB
SILVER LYNX COMMUNITY	OLDS	AB
LEISURE RV RESORT	PINE LAKE	AB
JUBILEE LANDING	SHERWOOD PARK	AB
PARKLAND VILLAGE	SPRUCE GROVE	AB

CANADIAN INVESTMENTS	LOCATION	PROVINCE
RANCH ESTATES	STRATHMORE	AB
JUBILEE PLACE	WETASKIWIN	AB
LANGLEY GROVE	ALDERGROVE	BC
SOLSTICE AT TOWER RANCH	KELOWNA	BC
SOLSTICE UPLANDS	KELOWNA	BC
RONDALYN RESORT	LADYSMITH	BC
CREST ESTATES 1	NANAIMO	BC
CREST ESTATES 2	NANAIMO	BC
COUNTRY PINES	OLIVER	BC
GALLAGHER LAKE RESORT	OLIVER	BC
HAWTHORNE	SAANICH	BC
OCEANSIDE RV RESORT	SAANICHTON	BC
BREAKAWAY BAYS	SURREY	BC
CRESTWAY BAYS	SURREY	BC
CRISPEN BAYS	SURREY	BC
RIVERSIDE RESORT	WHISTLER	BC
DOMAINE DU ROUSSEAU	DIEPPE	NB

REAL ESTATE INVESTMENTS

As at March 31, 2021 (unaudited)

CANADIAN INVESTMENTS	LOCATION	PROVINCE
EISENHAUER PLACE	BRIDGEWATER	NS
LAHAVE HEIGHTS	BRIDGEWATER	NS
SILENT VALLEY	AYTON	ON
ROCKHAVEN	BECKWITH	ON
CRAIGLEITH RIDGE	BLUE MOUNTAINS	ON
LONESOME PINES RESORT	BOBCAYGEON	ON
GRAND RIVER RESORT	CAYUGA	ON
HERON'S LANDING	DUNSFORD	ON
NESTLE IN	DUNSFORD	ON
WASAGA PINES	ELMVALE	ON
GRANDVIEW PARK RESORT	ENNISMORE	ON
SKYLINE	ENNISMORE	ON
ANTRIM GLEN	FREELTON	ON
HURON HAVEN / HURON HAVEN VILL	GODERICH	ON
MENESET ON THE LAKE	GODERICH	ON
THE BLUFFS AT HURON	GODERICH	ON
ALBION SUN VISTA	GREELY	ON

CANADIAN INVESTMENTS	LOCATION	PROVINCE
ALBION WOODS	GREELY	ON
BEVERLY HILLS COMMUNITY	HAMILTON	ON
CLEARVIEW LAND	HAMILTON	ON
SAMA PARKS	HAVELOCK	ON
RIVERVIEW MEADOWS	HURON PARK	ON
GOLF COURSE	INNISFIL	ON
INNIS VILLAGE	INNISFIL	ON
JOHNSTON LANDS	INNISFIL	ON
SANDY COVE ACRES	INNISFIL	ON
VALAITIS	INNISFIL	ON
SHADY ACRES	KEENE	ON
WORTHINGTON PARK	KINGSTON	ON
MELODY BAY	LAKEFIELD	ON
PIONEER RESORT	LAKEFIELD	ON
OUR PONDEROSA RESORT	LAMBTON SHORES	ON
JOY VISTA ESTATES	LINDSAY	ON
CHRISTIE BEACH	MEAFORD	ON

REAL ESTATE INVESTMENTS

As at March 31, 2021 (unaudited)

CANADIAN INVESTMENTS	LOCATION	PROVINCE
BRAMHALL PARK	MIDLAND	ON
SPRINGLAKE RV RESORT	MOUNT ELGIN	ON
TECUMSEH PINES	NEW TECUMSEH	ON
BEAVER NARROWS	OMEMEE	ON
BELLWOOD ESTATES	OTTAWA	ON
VILLAGE AT BAY MOORINGS	PENETANGUISHENE	ON
BAILEY'S BAY RESORT	PETERBOROUGH	ON
GORESKI SUMMER RESORT	PORT PERRY	ON
LEISURE LAKE RESORT	RUTHVEN	ON
BLUEWATER COUNTRY	SARNIA	ON
RIVERVIEW ESTATES	SOUTH HURON	ON
THAMES VALLEY	ST. MARY'S	ON
BLACK CREEK COMMUNITY	STEVENSVILLE	ON
TWIN ELMS	STRATHROY	ON
VICTORIA HARBOUR	TAY	ON
WASAGA DUNES	TINY	ON
CHERRY HILL AT VINELAND	VINELAND	ON

CANADIAN INVESTMENTS	LOCATION	PROVINCE
COUNTRY MEADOWS COMMUNITY	WASAGA BEACH	ON
EASTERN REGIONAL OFFICE	WASAGA BEACH	ON
FOUNDER'S VILLAGE	WASAGA BEACH	ON
GEORGIAN GLEN	WASAGA BEACH	ON
HOMETOWN	WASAGA BEACH	ON
LAKES OF WASAGA	WASAGA BEACH	ON
PARK PLACE PB	WASAGA BEACH	ON
WASAGA MEADOWS	WASAGA BEACH	ON
WASAGA MEADOWS VILLAS	WASAGA BEACH	ON
MARTIN GROVE VILLAGE	WATERLOO	ON
SPRING VALLEY RESORT	WELLINGTON NORTH	ON
CAMPING LACHUTE	ST-APOLLINAIRE	QC
CAMPING LAC DU REPOS	GRANBY	QC
PARC LA CONCEPTION	LA CONCEPTION	QC
PARC ESTRIE	MAGOG	QC
PARC REMILLARD	MONTREAL	QC
ROYAL PAPINEAU	NOTRE-DAME-DE-LA-SALETTE	QC

REAL ESTATE INVESTMENTS

As at March 31, 2021 (unaudited)

CANADIAN INVESTMENTS	LOCATION	PROVINCE
CAMPING LA ROCHE D'OR	NOTRE-DAME-DES-PINS	QC
MASON MOBILE RICHELIEU	RICHELIEU	QC
LAC LAFONTAINE	SAINT-JEROME	QC
CAMPING CARAVELLE	SAINT-SABINE	QC
CAMPING PANORAMIQUE	SOUTH HURON	QC
DOMAINE DES ERABLES	ST. ROCH DE RICHELIEU	QC
CAMPING ALOUETTE	ST-MATHIEW-DE-BELOEIL	QC
OFFICE		
240FOURTH	CALGARY	AB
515 MACLEOD TRAIL	CALGARY	AB
BANKERS COURT (50%)	CALGARY	AB
BANKERS HALL COMPLEX (50%)	CALGARY	AB
INTACT PLACE	CALGARY	AB
JAMIESON PLACE	CALGARY	AB
LIVINGSTON PLACE	CALGARY	AB
MILLENNIUM TOWER (25%)	CALGARY	AB
RIVERFRONT LANDS	CALGARY	AB

CANADIAN INVESTMENTS	LOCATION	PROVINCE
WCC - 5116 RICHARD ROAD SW	CALGARY	AB
WESTERN CANADIAN PLACE	CALGARY	AB
WESTMOUNT CORPORATE CAMPUS - DEVELOPMENT	CALGARY	AB
WESTMOUNT CORPORATE CAMPUS	CALGARY	AB
COMMERCE PLACE, EDMONTON	EDMONTON	AB
FORESTRY BUILDING	EDMONTON	AB
LABOUR BUILDING	EDMONTON	AB
150 GLACIER ST	GREATER VANCOUVER AREA	BC
3284 - 3298 EAST BROADWAY	GREATER VANCOUVER AREA	BC
349 WEST GEORGIA ST	GREATER VANCOUVER AREA	BC
550 CAMBIE	GREATER VANCOUVER AREA	BC
611 AGNES STREET	GREATER VANCOUVER AREA	BC
745 THURLOW STREET	GREATER VANCOUVER AREA	BC
777 HORNBY STREET	GREATER VANCOUVER AREA	BC
BROADWAY TECH CENTRE CONSOL.	GREATER VANCOUVER AREA	BC
COMMERCE PLACE, VANCOUVER	GREATER VANCOUVER AREA	BC
EVERGREEN BUILDING	GREATER VANCOUVER AREA	BC

REAL ESTATE INVESTMENTS

As at March 31, 2021 (unaudited)

CANADIAN INVESTMENTS	LOCATION	PROVINCE
EVERGREEN BUILDING	GREATER VANCOUVER AREA	BC
PARK PLACE	GREATER VANCOUVER AREA	BC
750 PANDORA - DEVELOPMENT	GREATER VICTORIA AREA	BC
750 PANDORA	GREATER VICTORIA AREA	BC
145 KING ST. WEST	GREATER TORONTO AREA	ON
18 YORK STREET	GREATER TORONTO AREA	ON
200 KING STREET	GREATER TORONTO AREA	ON
4800 YONGE STREET	GREATER TORONTO AREA	ON
56 YONGE STREET	GREATER TORONTO AREA	ON
6775 FINANCIAL DRIVE	GREATER TORONTO AREA	ON
7125 MISSISSAUGA ROAD	GREATER TORONTO AREA	ON
COMMERCE COURT, TORONTO	GREATER TORONTO AREA	ON
INTERCHANGE OFFICE PORTFOLIO	GREATER TORONTO AREA	ON
MAPLE LEAF CONSOLIDATED	GREATER TORONTO AREA	ON
MEADOWVALE BUSINESS PARK	GREATER TORONTO AREA	ON
MEADOWVALE CORPORATE CENTRE	GREATER TORONTO AREA	ON
MICROSOFT	GREATER TORONTO AREA	ON

CANADIAN INVESTMENTS	LOCATION	PROVINCE
SOUTHCORE FINANCIAL CENTRE	GREATER TORONTO AREA	ON
BLAIR/CITY	OTTAWA	ON
WORLD EXCHANGE PLAZA	OTTAWA	ON
9001 BOULEVARD DE L'ACADIE	MONTREAL	QC
RETAIL		
COUNTRY HILLS TOWN CENTRE	CALGARY	AB
BOWER PLACE	RED DEER	AB
CAPILANO MALL	GREATER VANCOUVER AREA	BC
NORTHWOODS VILLAGE RETAIL	GREATER VANCOUVER AREA	BC
OAKRIDGE CENTRE	GREATER VANCOUVER AREA	BC
OAKRIDGE DEVELOPMENT	GREATER VANCOUVER AREA	BC
WILLOWBROOK	GREATER VANCOUVER AREA	BC
WESTSHORE TOWN CENTRE	GREATER VICTORIA AREA	BC
BAYVIEW VILLAGE - DEVELOPMENT	GREATER TORONTO AREA	ON
BAYVIEW VILLAGE	GREATER TORONTO AREA	ON
CLOVERDALE MALL	GREATER TORONTO AREA	ON
CREDIT LANDING SHOPPING CENTRE	GREATER TORONTO AREA	ON

REAL ESTATE INVESTMENTS

As at March 31, 2021 (unaudited)

CANADIAN INVESTMENTS	LOCATION	PROVINCE
DORVAL CROSSING WEST	GREATER TORONTO AREA	ON
INTERCHANGE RETAIL PORTFOLIO	GREATER TORONTO AREA	ON
MNBP RETAIL	GREATER TORONTO AREA	ON
MARCHE CENTRAL - DEVELOPMENT	MONTREAL	QC
MARCHE CENTRAL	MONTREAL	QC
SENIORS HOUSING		
LAKE BONAVISTA VILLAGE	CALGARY	AB
THE LODGE AT VALLEY RIDGE	CALGARY	AB
TRINITY LODGE	CALGARY	AB
EVERGREEN RETIREMENT COMMUNITY - DEVELOPMENT	GREATER TORONTO AREA	ON
EVERGREEN RETIREMENT COMMUNITY	GREATER TORONTO AREA	ON
HAZELTON PLACE (111 AVE. RD)	GREATER TORONTO AREA	ON
RESIDENTIAL		
1ST & 3RD LANDS	CALGARY	AB
ALBERTA BOOT SITE	CALGARY	AB
CALGARY PLACE	CALGARY	AB
DISCOVERY POINTE	CALGARY	AB

CANADIAN INVESTMENTS	LOCATION	PROVINCE
EAU CLAIR LAND	CALGARY	AB
ELATA AT GLENMORE GARDENS	CALGARY	AB
FIFTEEN15	CALGARY	AB
GLENMORE GARDENS	CALGARY	AB
GLENMORE HEIGHTS	CALGARY	AB
LAKEVIEW MEWS	CALGARY	AB
ROYAL VIEW	CALGARY	AB
THE MANSIONS	CALGARY	AB
THE ROULEAU	CALGARY	AB
PARK SQUARE	EDMONTON	AB
130 W BROADWAY	GREATER VANCOUVER AREA	BC
398 KINGSWAY	GREATER VANCOUVER AREA	BC
BAYVIEW AT COAL HARBOUR	GREATER VANCOUVER AREA	BC
COQUITLAM CENTRAL	GREATER VANCOUVER AREA	BC
HOLLAND PARK LP	GREATER VANCOUVER AREA	BC
KITSILANO BUILDINGS	GREATER VANCOUVER AREA	BC
MAPLEWOOD GARDENS	GREATER VANCOUVER AREA	BC

REAL ESTATE INVESTMENTS

As at March 31, 2021 (unaudited)

CANADIAN INVESTMENTS	LOCATION	PROVINCE
METROPOLITAN TOWERS	GREATER VANCOUVER AREA	BC
NORTH MW II DEV LP	GREATER VANCOUVER AREA	BC
NORTH MW II LTH LP	GREATER VANCOUVER AREA	BC
NORTH ROAD & WHITING	GREATER VANCOUVER AREA	BC
NORTHWOODS VILLAGE MULTIFAMILY	GREATER VANCOUVER AREA	BC
PANARAMA TOWER	GREATER VANCOUVER AREA	BC
PARKVIEW TOWERS - DEVELOPMENT	GREATER VANCOUVER AREA	BC
PARKVIEW TOWERS	GREATER VANCOUVER AREA	BC
QR 2950 PE DEV LP	GREATER VANCOUVER AREA	BC
QUADREAL MAIN & FIRST HOLD LP	GREATER VANCOUVER AREA	BC
SUNDANCE APARTMENTS	GREATER VANCOUVER AREA	BC
THE SAINT GEORGE	GREATER VANCOUVER AREA	BC
YALETOWN NINE THREE NINE	GREATER VANCOUVER AREA	BC
FRASER TOLMIE	GREATER VICTORIA AREA	BC
HIGHRISE ON LENA	CAMBRIDGE	ON
30 MERTON STREET	GREATER TORONTO AREA	ON
494 YONGE STREET	GREATER TORONTO AREA	ON

CANADIAN INVESTMENTS	LOCATION	PROVINCE
8 SILVER MAPLE COURT	GREATER TORONTO AREA	ON
APPLEWOOD ON THE PARK	GREATER TORONTO AREA	ON
BAY CHARLES	GREATER TORONTO AREA	ON
BAYVIEW MEWS	GREATER TORONTO AREA	ON
BRETTON PLACE - DEVELOPMENT	GREATER TORONTO AREA	ON
BRETTON PLACE	GREATER TORONTO AREA	ON
BRISTOL COURT	GREATER TORONTO AREA	ON
CLOISTERS OF THE DON	GREATER TORONTO AREA	ON
GALLERIA RESIDENCES	GREATER TORONTO AREA	ON
GEORGIAN COURT ESTATES	GREATER TORONTO AREA	ON
INTERCHANGE BLOCK 2	GREATER TORONTO AREA	ON
INTERCHANGE BLOCK 3	GREATER TORONTO AREA	ON
LIONS GATE	GREATER TORONTO AREA	ON
MISSISSAUGA PLACE	GREATER TORONTO AREA	ON
RESIDENCES ON BLOOR	GREATER TORONTO AREA	ON
RICHMOND HILL APARTMENTS	GREATER TORONTO AREA	ON
RITZ TOWERS	GREATER TORONTO AREA	ON

REAL ESTATE INVESTMENTS

As at March 31, 2021 (unaudited)

CANADIAN INVESTMENTS	LOCATION	PROVINCE
WATERFORD TOWER	GREATER TORONTO AREA	ON
WIDDICOMBE PLACE	GREATER TORONTO AREA	ON
REGENCY ON MAIN	HAMILTON	ON
LEXINGTON GRAND	KITCHENER	ON
50 LAURIER	OTTAWA	ON
SASKATOON TOWER	SASKATOON	SK

INTERNATIONAL INVESTMENTS
22 BISHOPSGATE LP
8900 SIX PINES HOLDINGS LP
AVALONBAY COMMUNITIES INC.
QR BIRTCHER OAK VALLEY OWNER LLC
BLACKROCK ASIA PROPERTY FUND IV
BLACKROCK ASIA PROPERTY FUND V
BLACKROCK EUROPE PROPERTY FUND II L.P.
BLACKROCK EUROPE PROPERTY FUND III L.P.
BLACKROCK EUROPE PROPERTY FUND IV
BLACKROCK EUROPE PROPERTY FUND V FEEDER S.A SICAV-RAIF

INTERNATIONAL INVESTMENTS
BREF ONE LLC
BROOKFIELD BRAZIL RETAIL FUNDO DE INVESTIMENTO EM PARTICIPAÇÕES
BROOKFIELD FAIRFIELD U.S. MULTIFAMILY VALUE ADD FUND II
BROOKFIELD FAIRFIELD U.S. MULTIFAMILY VALUE DEVELOPMENT FUND II
BUILD TO CORE INDUSTRIAL PARTNERSHIP I LP
BUILD TO CORE INDUSTRIAL PARTNERSHIP II LP
CA STUDENT LIVING INCOME AND GROWTH (PARALLEL), LP
CA STUDENT LIVING INVESTMENTS II, LLC
CA STUDENT LIVING REIT LLC B
CA STUDENT LIVING REIT LLC LP
CEDAR PACIFIC STUDENT ACCOMMODATION TRUST B1
CEDAR PACIFIC STUDENT ACCOMMODATION TRUST B2
CEDAR PACIFIC STUDENT ACCOMMODATION TRUST B3
CEDAR PACIFIC STUDENT ACCOMMODATION TRUST B4
CEDAR PACIFIC STUDENT ACCOMMODATION TRUST B5
CEDAR PACIFIC STUDENT ACCOMMODATION TRUST LP
CENTRO DE ACOPIO TEPOTZOTLAN

REAL ESTATE INVESTMENTS

As at March 31, 2021 (unaudited)

INTERNATIONAL INVESTMENTS
CH 201 ELIZABETH HOLDING TRUST
CH 309 NQ WHOLESALE FUND
CHERRY PARK PROPERTY LIMITED PARTNERSHIP
CLARION GABLES MULTIFAMILY TRUST LP
CLARION GABLES MULTIFAMILY TRUST PARALLEL FUND LP
CONTINENTAL EUROPE DEVELOPMENT PARTNERS I SCSP
CONVENE HOLDING COMPANY LLC
CORPORACION INDUSTRIAL JUAREZ (CIJ)
EF IV SHERIFF S.C.S
EQUITY RESIDENTIAL
EXETER QR BETHESDA, LP
EXETER QR PHILLY I, LP
FAIRFIELD NE GRAND LLC
FAIRFIELD QR K NOTE VENTURE LP
FAIRFIELD SOUTH LAMAR LLLP
FAIRFIELD WOODLAND PARK LLC
FSB INVESTMENTS INVESTOR, LP

INTERNATIONAL INVESTMENTS
GATEWAY V CO-INVESTMENT (AQUA) QR LP
GATEWAY VI CO-INVESTMENT (DIRECTION) LP
GLP EUROPE DEVELOPMENT PARTNERS I SCSP
GPT QUADREAL LOGISTICS TRUST
GREEN OAK ASIA FUND II
HEILMANDALE LP (DELAWARE)
HINES CKD I CO-INVEST, S. DE R.L. DE C.V.
HRUS INVESTMENT INTERESTS I LLC
INDUSTRIOUS NATIONAL MANAGEMENT COMPANY LLC
IQHQ INC.
LASALLE GERMAN RETAIL VENTURE L.P.
LASALLE MEXICO FUND I L.P.
LENNAR MULTIFAMILY VENTURE LP
LMV QR BUILD TO CORE INVESTOR LP
LOGOS INDIA LOGISTICS VENTURE PTE LTD
MCREF IV KIRKWOOD APARTMENT HOLDINGS LP
MIMO BAY APARTMENTS HOLIDNGS, LLC

REAL ESTATE INVESTMENTS

As at March 31, 2021 (unaudited)

INTERNATIONAL INVESTMENTS
MIMO BAY APARTMENTS LIMITED PARTNERSHIP
MODERA GULCH HOLDINGS LP
MONTERREY SAN JERONIMO
NORTH BLOCK SPRING STREET LLC
OPERADORA DE CENTROS COMERCIALES OPCION
PARAMOUNT GATEWAY OFFICE CLUB LP
PARQUES LOGISTICOS DEL CENTRO, S. DE R.L. DE C.V.
PGIM REAL ESTATE ASIA CORE FUND
PRIME PROPERTY FUND
PROCORE TECHNOLOGIES INC
QR AIRPORT COMMERCE CENTER PROPERTY LP
QR AMZ (BELOIT) PROPCO LLC
QR AMZ (1150 SCHWAB RD) LLC
QR AMZ (PLYMOUTH) PROPCO LLC
QR AMZ (TURLOCK) PROPCO LLC
QR ASIA LOGISTICS JV I PTE LTD
QR BIRTCHER BANANA AVE OWNER LLC

INTERNATIONAL INVESTMENTS
QR BIRTCHER WILLOW AVE. OWNER LLC
QR EVEROCK 1 SARL
QR EVEROCK 1 SCSP
QR INVESTMENTS SCSP
QR RHC INVESTMENTS LP
QR TDC ALMERIA LP
QR TDC HAMBURG LP
QR TDC PISCATAWAY LP
QRPG REALTY CORPORATION
QUADARA PROPERTY TRUST
REALSTAR EUROPEAN CAPITAL FUND I L.P.
REALSTAR EUROPEAN CAPITAL FUND IV L.P.
REALSTAR EUROPEAN CAPITAL IV T2 LP
REALSTAR MANAGEMENT (UK) LIMITED (UK)
REALTY INCOME CORPORATION
RECAP HARMONY LP
RECAP IV T2 FOUR (JERSEY) LIMITED

REAL ESTATE INVESTMENTS

As at March 31, 2021 (unaudited)

INTERNATIONAL INVESTMENTS

RXR EMF 810 FULTON VEHICLE LP
RXR EMF ATLANTIC STATION HOLDINGS JV LP
RXR REAL ESTATE VALUE ADDED FUND - FUND III LP
SHENTON WAY SAS
SIP INVESTMENT LP
SLQR JV LP
SMB INVESTMENTS INVESTOR, LP
SR QR TAPO CANYON OWNER LLC
SRPF A QR JV LLC
T5 VENTURE LIMITED PARTNERSHIP
THOR WEST FULTON LLC
VALOR INDUSTRIAL QR 1 SCSP (LUX)
VALUETECH JV LP
ZIGG CAPITAL II, LP

Images provided by:
BCI, Pilot Freight Services, QuadReal Property Group, Shutterstock, Summit Digitel Infrastructure, TimberWest Forest Corporation, Waterlogic Holdings Limited

BRITISH COLUMBIA INVESTMENT MANAGEMENT CORPORATION
750 Pandora Ave, Victoria BC V8W 0E4 CANADA / **BCI.ca**

BCI® is the investment agent for many institutional clients; the views and opinions expressed in this report are those of BCI and do not necessarily represent the views of its clients. The information in this report is provided as of the date hereof. Neither the delivery of the report nor any further discussions in relation to BCI will under any circumstances create any implication that there has been no change in the affairs of BCI since the date of this report. All rights reserved. Contents copyright © BCI 2021